



## WEEKLY REPORT TO THE CITY COUNCIL

June 4, 2026

Members of the City Council  
City of Tacoma, Washington

Dear Mayor and Council Members:

### ITEMS OF INTEREST

1. On June 3, 2026, Mayor Ibsen launched **Tidy-Up Tacoma: Summer 2026, taking the City's year-round clean-up efforts to the next level.** The City will be providing resources to community groups—including rapid debris disposal, safety gear, and free graffiti removal services for eligible private property owners. More information on the City's Tidy-Up efforts and how community members can get involved can be found at:  
<https://tacoma.gov/government/departments/environmental-services/solid-waste/tidy-up-tacoma/>
2. **Mayor Ibsen** provides the attached **Council Action Memorandum** for a Resolution authorizing a one-time use of a Council Contingency funding expenditure in the amount of **\$10,000**, to sponsor **Ride Transit Month**.
3. **Council Member Walker** provides the attached Council Action Memorandum for a Resolution authorizing a Council Contingency funding expenditure in the amount of **\$20,000**, to sponsor the **NextGen GM Sports Internship pilot program**.
4. Tacoma Public Utilities Executive Operations & Governance Manager Charleen Jacobs provide the attached **June 10, 2026, Tacoma Public Utility Board Study Session and Public Utility Board meeting agendas. No items will be going to Council.**
5. **City-funded Temporary and Emergency Shelter Performance:** The City posts weekly information about its Temporary and Emergency Shelter locations including current census, number of available beds, and exits to housing. **This information can be found at:**  
<https://cms.tacoma.gov/ncs/weeklydataupdate.pdf> and is updated weekly.

Pierce County Human Services also uses the Homeless Management Information System to report daily availability throughout Pierce County. This information can be found at:  
<https://www.piercecountywa.gov/8220/Homeless-Emergency-Shelter-Availability> and shows the available beds open at shelters and is updated Monday - Friday by 10:00 a.m.

6. Encampment Outreach: For the week of **May 25 - 29 , 2026**, the HEAL team visited **19 locations**. This resulted in **42 (16 new, and 26 repeat)** individuals contacted and referred to community services. Additionally, from this week's outreach, 25 people were interested in shelter specific services and 3 individuals were interested in other supportive services: 2 individuals were placed into detox and 1 was connected to Veteran Affairs resources. The HEAL team will continue to work with the remaining 22 individuals to find available shelter beds that best meets the individual's needs. **This information can be found at: [HEAL Team Engagement Dashboard | Tacoma Open Data](#).**
7. Inclement Weather Response: **For the 2026 summer inclement weather season for heat and smoke, the City of Tacoma is partnering with Tacoma Libraries, outreach teams (contracted and non-contracted), and volunteers** to ensure that unsheltered individuals have access to water, masks, information about cooling centers, and sheltering throughout the City.

We have ensured that there is sufficient water available at the Stability Site for pickup that our partners are prepared to supply resources accordingly. For the week of June 1, 2026, there was 1 day that had a threshold of moderate levels, and the City focused on equipping day centers and outreach team with supplies to support unsheltered individuals.

The thresholds for activations are according to the [National Weather Service Heat Risk Index](#):

- **Moderate levels of heat** that affects most individuals sensitive to heat, especially those without effective cooling and/or adequate hydration. The City will work with providers and volunteers to pass out supplies and supporting day centers.
  - **Major and extreme levels of heat** that affects anyone without effective cooling and/or adequate hydration. The City will continue to pass out supplies and work with our providers to expanding daytime and overnight sheltering. *The City pauses non-emergent encampment removals from public property and City rights-of-way during inclement weather events that meet this threshold.*
8. Neighborhood and Community Services ( NCS) 2027-2028 Competitive Funding Process: **The Neighborhood & Community Services Department released an application for 2027-28 contract funding on May 6, 2026. *The application period will close on June 9, 2026.*** Funding may come from the following sources: General Fund, Mental Health & Substance Use Disorder (MHSUD) sales tax, Criminal Justice sales tax, Affordable Housing (House Bill 1590), Justice Assistance Grant (JAG), Community Development Block Grant (CDBG), and Emergency Solutions Grant (ESG) funds. NCS will seek to fund programs that align with [Council priorities](#) and [NCS department goals](#). A review panel, including Commissioners from the Human Services Commission, will review and rate applications and make recommendations for how to allocate the available funds. **All funding recommendations (including the programs not required to compete below) will be subject to Council approval of the 27-28 biennial budget.**

**Due to ongoing commitments and critical nature of services, currently funded programs in the areas below will not be required to compete for 2027-2028 funding:**

- City initiatives and inter-local agreements (Crystal Judson Family Justice Center, Tacoma-Pierce County Health Department, Mental Health Co-Responder, Tacoma Public Schools Whole Child, Therapeutic Mental Health Court)
- Senior Services (Parks Tacoma, Senior Transportation)
- Young Adult Shelter (Valeo Vocation)

**(Currently funded providers not required to compete have been notified)**

**Applications will be accepted for the following funding areas:**

- Building Resilience Against Youth Violence & Exploitation (BRAYVE)
- Community Violence Response
- Domestic Violence and Intimate Partner Violence Prevention
- Equitable Food Access
- Health & Health Care: Behavioral Health Services
- Housing
- Inclement Weather Response
- Sheltering
- Stability Site Operator

**Funding recommendations are scheduled to be presented to Community, Vitality and Safety Committee meeting (CVS) on September 24, 2026, and all contracts requiring Contracts & Award Board and City Council approval are planned to be presented to Council in November. Contracts will be effective between January 1, 2027, and December 31, 2028.**

9. Join the Tacoma - Pierce County Climate Leadership Cohort: This is a program where participants learn climate solutions and civic engagement for our collective climate future, and is a partnership between the City of Tacoma, Pierce County, and the Tacoma Tree Foundation.
- **WHY:** Connects frontline community members—vulnerable, underserved, and underrepresented residents—with City and County staff, elected officials, and community organizations so they can take climate action in their neighborhoods and communities!
  - **WHAT:** Created to foster relationships, support individual development, encourage advocacy, and connect communities, this multi-day program allows cohort members to learn about local climate impacts, emissions sources, civic engagement strategies and solutions through a social justice lens.
  - **WHO:** The Cohort is made of frontline community members: residents of Tacoma and Pierce County who have been made vulnerable and/or are historically underserved, underrepresented, including to the first and worst climate impacts.

Cohort members will be offered a stipend of up to \$595 for completing the program. Learn more at: [Tacoma Climate Leadership Cohort — Tacoma Tree Foundation](#).

10. City Manager's Office Constituent Relations Analyst Karyssa Mathison provides the attached **Constituent Intake Report**.
11. Please see the attached City of Tacoma **Weekly Meeting Schedule**.
12. Tacoma Police Chief Jackson provides the attached **Weekly Crime Report for the week ending on May 31, 2026**.
13. Amy Clancy, Media and Communications Director shares the **"Good News"** below.
  - On May 28, 2026, the Sound Transit board adopted an updated system plan that keeps the Tacoma Dome Link Extension on schedule. That's big news for Tacoma! Thank you to everyone who advocated to keep Tacoma a priority. [Video of Council Member/Sound Transit Board Member Walker with Pierce Co. Executive Ryan Mello] [Sound Transit Board keeps Tacoma Dome Link Extension on schedule](#).
  - The Styrofoam machine is back! Residents can now drop off clean block Styrofoam, including rigid foam packaging blocks, Styrofoam coolers, and packaging sheets for free at the Tacoma Recycle Center (3510 South Mullen Street), more information can be found at: <https://tacoma.gov/news/styrofoam-recycling-returns-to-tacoma-recycle-center/>
  - Transportation Commission is seeking applicants: Are you Interested in advising on transportation related matters? Apply to fill one of the open volunteer positions on the Transportation Commission! This Commission will play an important role in the coming years as we update the Transportation and Mobility and Vision Zero Action plans. Learn more and see open vacancies on other Committees, Boards, and Commissions at: [tacoma.gov/cbc](https://tacoma.gov/cbc).
  - Get out on the water this summer on a kayak! Parks Tacoma offers kayak rentals at Owen Beach in Point Defiance Park with safety gear included. More information can be found at: <https://www.parkstacoma.gov/boat-rentals/>.
  - This year, Tacoma Fire has responded to several brush and building fires that started with community members burning their weeds. We know you want to remove those unsightly weeds, but we ask that you do it safely and legally. Burning your weeds is dangerous and creates a serious fire risk. Heat and embers can spread quickly, and fires can smolder underground long after they appear to be out. TFD often responds to weed-burning fires that unexpectedly spark up hours later. Plus, most outdoor burning is prohibited within Tacoma city limits. **Permissible outdoor fires in Tacoma must be contained in a fire pit, fire bowl, chiminea, or campfire-style. Even recreational fires must use clean natural firewood, charcoal, or manufactured fire logs since burning yard waste is illegal.** For more information, visit us here: <https://tacoma.gov/government/departments/fire/burn-ban-information/>.

- Tacoma Police Department receives grant from FEMA Anchors away! The Tacoma Police Department's Marine Services Unit recently received a FEMA Port Security Grant to help protect critical port infrastructure from terrorism, enhance maritime domain awareness, improve port-wide maritime security risk management, and maintain maritime security mitigation protocols that support port recovery and resiliency capabilities. **We'll be christening our new boat soon, so stay tuned for more. We already have a few strong name contenders on deck, including Resolve, Trident, Chinook, Evergreen, and Rainier. The official reveal is coming soon [Tacoma Police Department receives grant from FEMA](#) .**

## STUDY SESSION / WORK SESSION

14. **The City Council Study Session of Tuesday, June 9, 2026, will be conducted as a hybrid meeting.** This meeting can be attended in-person at the Tacoma Municipal Building, Council Chambers, located at 747 Market Street on the 1<sup>st</sup> floor or be heard by dialing (253) 215 – 8782 or through Zoom at: [www.zoom.us/j/89496171192](http://www.zoom.us/j/89496171192) and entering the meeting ID 894 9617 1192; passcode 896569 when prompted. This meeting will be broadcast on TV Tacoma.

Discussion items will include: (1) **General Fund Financial Forecast**; (2) **Other Items of Interest: Council Consideration Request – Juneteenth Prayer Breakfast Sponsorship**; (3) **Committee Reports**; (4) **Agenda Review & City Manager's Weekly Report**; (5) **Executive Session – Pending Litigation & Closed Session – Labor Strategy**.

On our first agenda item, staff from the Finance Department present on the current **Biennial Budget's performance & six-year (2027-2032) financial outlook of the General Fund**. The presentation will also include revenue and cost drivers that influence the financial outlook of many City funds.

Under other items of interest, the following items will be discussed:

- **Council Consideration Request – Juneteenth Prayer Breakfast Sponsorship [Mayor Ibsen]**

15. The updated **Tentative City Council Forecast and Consolidated Standing Committee Calendars** are attached for your information.

## MARK YOUR CALENDARS

- Point Defiance Flower and Garden Festival: June 6-7, 2026, 11:00 a.m. – 6:00 p.m., 5400 North Pearl Street, Tacoma, WA 98407. Are you in your gardening era? We've got just the event for you... The Point Defiance Flower and Garden Festival is on June 6 – 7, 2026. Smell the flowers, see the beauty, taste the food truck delights, hear the live music, and feel the vendor wares...it's a real treat for the senses! Check out more information here! <https://www.facebook.com/share/v/17NX7kiGSL/>.

- **Mayor Anders Ibsen Community Office Hours:**
  - Wednesday, June 10, 2026, 10:00 a.m. - 11:00 a.m., Vien Dong, 3801 South Yakima Ave, Tacoma WA 98418
  - Wednesday, June 17, 2026, 12:00 p.m. – 1:00 p.m., Elmer’s Restaurant, 7427 South Hosmer Street, Tacoma, WA 98408
  - Wednesday, June 24, 2026, 12:15 – 1:30 p.m., Coopers Food and Drink, 5928 North 26th Street, Tacoma WA, 98407.
- **Council Member Walker Walk and Talk: June 18, 2026, 5:00 p.m. - 6:00 p.m., Fern Hill library, 765 South 84th Street.** Join Council Member Kristina Walker for a walk around the Fern Hill neighborhood! You’ll be able to chat with her, ask questions, and share your concerns and ideas. No RSVPs needed.
- **Tacoma Juneteenth Celebration: June 19, 2026, 12:00 p.m. – 6:00 p.m., Lemay Car Museum’s Haub Family Field, 2702 East D Street, Tacoma, WA 98421.** Join the largest Juneteenth celebration in Washington State – happening right here in Tacoma! This year’s event is at and features performances by Erica Campbell of Mary Mary, Lyfe Jennings, and Crystal Aikin and Community Choir on the main stage. Attendees can also enjoy food trucks, vendors, a car and bike show, and so much more! Event details can be found at: <https://www.juneteenthwa.com/>.

In service,

*Allyson Griffith*

AG: RAM

Allyson Griffith  
Acting City Manager



City of Tacoma

City Council Action Memorandum

**TO:** Hyun Kim, City Manager  
**FROM:** Bucoda Warren, Chief Policy Analyst  
**COPY:** City Council and City Clerk  
**SUBJECT:** A resolution authorizing the one-time use of Council Contingency Funds, in the amount of \$10,000, to sponsor Ride Transit Month.  
**DATE:** June 3, 2026

---

**SUMMARY AND PURPOSE:**

A resolution authorizing the one-time use of Council Contingency Funds, in the amount of \$10,000, to sponsor Ride Transit Month.

**COUNCIL SPONSORS:**

Mayor Anders Ibsen, Deputy Mayor Joe Bushnell, and Council Member Kristina Walker.

**BACKGROUND:**

Ride Transit Month was originally started by Downtown on the Go, now Tacoma on the Go, in 2013 as Try Transit Month before it went statewide with Transportation Choices Coalition. Ride Transit Month is now an annual celebration in its second decade that brings transportation partners across Washington state together each June to show appreciation for transit and transit riders through community gatherings, special events, rider challenges, social media, and more. The goals of Ride Transit Month are to celebrate and promote transit, educate decision-makers about transit and active transportation, build camaraderie through partnerships, and boost transit ridership and advocacy.

Tacoma is served by Pierce Transit and Sound Transit, providing essential bus, paratransit, on-demand, and regional transit services connecting residents to work, school, medical care, and community activities. In 2025, Pierce Transit and Sound Transit together provided millions of passenger trips throughout Pierce County, including free youth rides and specialized transportation services for individuals with disabilities.

This sponsorship would support the Transportation Choices Coalition and Tacoma on the Go to continue their advocacy efforts state-wide around the year, build momentum and support for local transportation needs, and support specific events during ride transit month. Local advocacy support includes efforts to maintain, repair, and enhance Tacoma’s streets, sidewalks, and multimodal infrastructure, ensuring improved safety, accessibility, and connectivity; improve public transit service levels for more buses more frequently; and local town halls, events, and opportunities to get involved.

**COMMUNITY ENGAGEMENT/ CUSTOMER RESEARCH:**

Tacoma regularly hears from our transportation partners and the public regarding community needs for improved transportation infrastructure. Transportation and Infrastructure remains a top priority for the City and is included in our strategic plan which incorporates intensive community engagement and comments. This priority focuses on delivering a safe, sustainable, and connected city transportation network that supports economic vitality, housing growth, and climate goals by investing in complete corridors.

**2025 STRATEGIC PRIORITIES:**

**Equity and Accessibility:**

Public transportation strengthens our region by reducing traffic congestion and emissions, improving air quality, supporting local businesses, and expanding access to employment and economic opportunity. Public transit also



promotes healthier, more connected, and more equitable communities by increasing mobility and access for low-income residents, communities of color, youth, seniors, and people with disabilities. These actions meet our climate and mobility goals and improve the health and wellness of our community members.

**Economy/Workforce:** *Equity Index Score:* Moderate Opportunity

Increase the number of infrastructure projects and improvements that support existing and new business developments.

**Civic Engagement:** *Equity Index Score:* Moderate Opportunity

Increase the number of residents who participate civically through volunteering and voting.

Increase the percentage of residents who believe they are able to have a positive impact on the community and express trust in the public institutions in Tacoma.

**Livability:** *Equity Index Score:* Moderate Opportunity

Decrease the percentage of individuals who are spending more than 45% of income on housing and transportation costs.

Increase positive public perception of safety and overall quality of life.

Explain how your legislation will affect the selected indicator(s)?

Advocating for public transit and transportation investments gives the community an opportunity to volunteer and make an impact on their community through education and engaging their neighbors. These investments translate to direct development of our road networks and other infrastructure the supports business development, aims to reduce transportation expenses, and improve the quality of life for Tacoma resident.

**ALTERNATIVES:**

Alternative	Positive Impacts	Negative Impacts
1.Do not fund request	More funding is available for future contingency fund requests.	In a year of multiple transportation priorities for Tacoma, the City Council may be seen as less supportive of those priority needs and transportation advocacy organizations would have less funding to be able to effectively do their work.
2.Adjust funding level of request	Adjustments to the level of funding could allow for more funding for future contingency fund requests or indicate greater support for transportation priorities through additional funding.	Less funding may be available for future funding requests, or the priorities related to transportation would be less visible and directly supported by these organizations.



**EVALUATION AND FOLLOW UP:**

The City of Tacoma works frequently with both organizations both for joint events and educational outreach, and shared advocacy. With so many local transportation interests' staff will continue to work closely with our partners to keep the communities needs front and center.

**STAFF/SPONSOR RECOMMENDATION:**

We recommend adoption of this resolution authorizing funding for Ride transit month this year.

**FISCAL IMPACT:**

Fund Number & Name	COST OBJECT (CC/WBS/ORDER)	Cost Element	Total Amount
1. 1030 – Council Contingency Fund	660000		\$10,000
2.			
<b>TOTAL</b>			<b>\$10,000</b>

**What Funding is being used to support the expense?**

**COUNCIL CONTINGENCY FUND**

**Are the expenditures and revenues planned and budgeted in this biennium's current budget?**

**YES**

The Council contingency fund is budgeted each biennium for unplanned expenses and community support such as this request.

**Are there financial costs or other impacts of not implementing the legislation?**

**No**

**Will the legislation have an ongoing/recurring fiscal impact?**

**No**

**Will the legislation change the City's FTE/personnel counts?**

**No**

**ATTACHMENTS:**

- Council Contingency Fund Tracker

## Contingency Commitments 2026

Resolution Number	Funding Amount
Resolution 41859	
<b>Oasis Center</b>	<b>\$30,000.00</b>
Council Contingency Fund request of \$30,000 to fund the Oasis Youth Center’s HIV and STI self-testing for LGBTQ+ youth ages 14 and older in Pierce County.	
Resolution 41864	
<b>True Vine Community Church of God in Christ</b>	<b>\$25,000.00</b>
Council Contingency Fund request of \$25,000 to sponsor the 5th Annual Citywide Block Party.	
Resolution 41881	
<b>Northwest Immigrant Rights Project 2026 Gala Sponsorship</b>	<b>\$15,000.00</b>
A Council Contingency Fund expenditure of \$15,000 to sponsor the Northwest Immigration Rights Project’s 2026 Gala and make a public declaration of solidarity with Northwest Immigrant Rights Project’s values	
Resolution 41904	
<b>Tacoma Film Task Force Sponsorship</b>	<b>\$10,000.00</b>
Council contingency fund expenditure of \$10,000 to sponsor the Tacoma Film Task Force.	
To Council June 9, 2026	
<b>Ride Transit Month Sponsorship</b>	<b>\$10,000.00</b>
Resolution authorizing the one-time use of Council Contingency Funds, in the amount of \$10,000, to sponsor Downtown on the Go’s Ride Transit Month.	
To Council June 9, 2026	
<b>NextGen GM Sports Executive Internship</b>	<b>\$20,000.00</b>
A Council contingency fund expenditure of \$20,000 to sponsor the “NextGen GM Sports Executive Internship” pilot program.	
<b>Starting Balance</b>	<b>\$259,328.56</b>
<b>Allocated Funding</b>	<b>\$110,000.00</b>
<b>Remaining Balance</b>	<b>\$149,328.56</b>



**TO:** Hyun Kim, City Manager  
**FROM:** Council Member Kristina Walker and Christina Caan, Policy Analyst  
**COPY:** City Council and City Clerk  
**SUBJECT:** Resolution – Council contingency fund request to sponsor the “NextGen GM Sports Executive Internship” pilot program  
**DATE:** June 3, 2026

---

### **SUMMARY AND PURPOSE**

A resolution authorizing a Council contingency fund request to sponsor the “NextGen GM Sports Executive Internship” pilot program.

### **COUNCIL SPONSORS**

Council Member Kristina Walker, Council Member Jamika Scott, Council Member Olgy Diaz, and Council Member John Hines

**Council Contingency Fund Request:** We ask for your support for a Council contingency fund expenditure of \$20,000 to sponsor the “NextGen GM Sports Executive Internship” pilot program. This pilot program is a unique collaborative effort between the Isaiah Thomas Foundation, the Stemtac Foundation, and the Tacoma Rainiers, designed to provide invaluable career exploration opportunities in sports management and related fields for local students.

- This pilot program will expose local students to the business side of professional sports, offering hands-on experience in high-growth fields like sports analytics, marketing, contract administration, and facility operations. By providing direct connection to the front office at Cheney Stadium, this pilot program will also help flip the script on traditional sports management pipelines, empowering Tacoma’s youth to become the future executives, decision-makers, and innovators of the industry.
- This pilot program will help serve a diverse and historically underserved student population in Tacoma. Furthermore, by working with youth who qualify for free or reduced-price lunch, this program actively advances equity by providing critical career-readiness opportunities to low-income students and those who need them most.

The NextGen GM Sports Executive Internship would expose students to a variety of roles within the sports industry, allowing them to gain a comprehensive understanding of the field. Specific tasks include:

1. **Event Coordination:** Assisting with planning and executing game day events. Students will work closely with the Event Manager and Community Relations Director to learn about logistics and community engagement.
2. **Marketing and Promotions:** Participating in marketing campaigns and social media content creation. The Marketing Director and Social Media Manager will provide insights into effective strategies for reaching fans.
3. **Operations and Facility Management:** Learning about daily operations of the stadium. The Operations Manager and Facilities Manager will explain the logistics behind running a successful venue.



4. **Public Relations and Media:** Assisting with press releases and media inquiries. The Public Relations Manager and a Sports Journalist will share their expertise in managing an organization's image.
5. **Player Development and Coaching:** Observing training sessions and workshops on athlete wellness. Students will engage with the Head Coach and Athletic Trainer to understand player development.
6. **Sales and Ticketing:** Learning about ticket sales strategies and customer service. The Ticket Sales Manager and Customer Service Supervisor will instruct students on effective fan engagement techniques.

The City's sponsorship of the NextGen GM Sports Executive Internship would help provide the following items:

- **Stipends:** To compensate students for their time and commitment during the program, ensuring that participation is accessible to all.
- **Food:** Providing meals during workshops and activities to foster a supportive learning environment.
- **Transportation:** Covering travel costs to and from internship locations and events, ensuring students can fully participate without financial burden.

The NextGen GM Sports Executive Internship would include the City of Tacoma logo on advertising and programming materials and City Council Members are invited to join the graduation celebration for the students in the program. The City of Tacoma's funding for the NextGen GM Sports Executive Internship would also contribute to helping young people explore good jobs, which is a key goal of the 2035 Strategic Plan and the City's Community and Economic Development Strategic Plan.<sup>1,2</sup> Many young adults, including a high concentration of men and Black and Multicultural Youth, in Pierce County face robust barriers to finding employment, especially following High School, suggesting that programs that focus on early-career exploration are needed.<sup>3</sup>

FUNDING REQUESTED: \$20,000

## COMMUNITY ENGAGEMENT

Council Member Kristina Walker hears frequently from community about concerns regarding young people's ability to find good jobs and continue to live in Tacoma. In addition, Council Member Walker has engaged with several early-career exploration programs and seen the positive benefits students accrue firsthand.

## 2025 STRATEGIC PRIORITIES

**Equity and Accessibility:** Reflecting the broad, multiracial demographics of Tacoma, the program expects to engage a student base that is roughly 19 percent African American, 10 percent Hispanic/Latino, nine percent Multiracial, seven percent Asian, and five percent Native American or Pacific Islander. In addition, by providing stipends, food, and transportation, this internship program would be accessible to low-income youth.

**Economy/Workforce:** *Equity Index Score:* Moderate Opportunity  
Increase positive public perception related to the Tacoma economy.

---

<sup>1</sup> [2026-2030 community and economic development strategic plan \(1\).pdf](#)

<sup>2</sup> [Tacoma Strategic Plan | City of Tacoma](#)

<sup>3</sup> [Pierce County Young Adults: Disconnection & Opportunity - 2026 Report - WorkForce Central](#)



**Education:** *Equity Index Score:* Moderate Opportunity

Increase the number of quality out of school time learning opportunities distributed equitably across the city.

**Civic Engagement:** *Equity Index Score:* Moderate Opportunity

Increase the percentage of residents who believe they are able to have a positive impact on the community and express trust in the public institutions in Tacoma.

**Livability:** *Equity Index Score:* Moderate Opportunity

Increase positive public perception of safety and overall quality of life.

**ALTERNATIVES**

Alternative	Positive Impacts	Negative Impacts
Do not support the pilot program.	Council would preserve the full amount of contingency funding for other priorities.	The City would miss a unique opportunity to help a diverse range of low-income students explore future career pathways.
Support the pilot program at a higher amount.	The NextGen GM Sports Executive Internship might be able to expand the number of involved students.	Additional funding has not been requested and providing a higher amount would further deplete contingency funds for other City Council priorities.

**EVALUATIONS AND FOLLOW UP**

The City of Tacoma will provide information on how to apply for Special Events Funding to maintain the program in future years.

**SPONSOR RECOMMENDATION**

Sponsors recommend providing \$20,000 in Council contingency funds to sponsor the NextGen GM Sports Executive Internship.

**FISCAL IMPACT**

Fund Number & Name	COST OBJECT (CC/WBS/ORDER)	Cost Element	Total Amount
1. 1030 – Council Contingency Fund	660000		\$20,000
<b>TOTAL</b>			\$20,000

**What Funding is being used to support the expense?**

Council Contingency Funds

**Are the expenditures and revenues planned and budgeted in this biennium’s current budget?**

The Council Contingency Fund provides an established amount of funding each year for unbudgeted Council sponsored initiatives.



**City of Tacoma**

**City Council Action Memorandum**

**Are there financial costs or other impacts of not implementing the legislation?**

NO

**Will the legislation have an ongoing/recurring fiscal impact?**

NO

**Will the legislation change the City's FTE/personnel counts?**

NO

## Contingency Commitments 2026

Resolution Number	Funding Amount
Resolution 41859	
<b>Oasis Center</b>	<b>\$30,000.00</b>
Council Contingency Fund request of \$30,000 to fund the Oasis Youth Center’s HIV and STI self-testing for LGBTQ+ youth ages 14 and older in Pierce County.	
Resolution 41864	
<b>True Vine Community Church of God in Christ</b>	<b>\$25,000.00</b>
Council Contingency Fund request of \$25,000 to sponsor the 5th Annual Citywide Block Party.	
Resolution 41881	
<b>Northwest Immigrant Rights Project 2026 Gala Sponsorship</b>	<b>\$15,000.00</b>
A Council Contingency Fund expenditure of \$15,000 to sponsor the Northwest Immigration Rights Project’s 2026 Gala and make a public declaration of solidarity with Northwest Immigrant Rights Project’s values	
Resolution 41904	
<b>Tacoma Film Task Force Sponsorship</b>	<b>\$10,000.00</b>
Council contingency fund expenditure of \$10,000 to sponsor the Tacoma Film Task Force.	
To Council June 9, 2026	
<b>Ride Transit Month Sponsorship</b>	<b>\$10,000.00</b>
Resolution authorizing the one-time use of Council Contingency Funds, in the amount of \$10,000, to sponsor Downtown on the Go’s Ride Transit Month.	
To Council June 9, 2026	
<b>NextGen GM Sports Executive Internship</b>	<b>\$20,000.00</b>
A Council contingency fund expenditure of \$20,000 to sponsor the “NextGen GM Sports Executive Internship” pilot program.	
<b>Starting Balance</b>	<b>\$259,328.56</b>
<b>Allocated Funding</b>	<b>\$110,000.00</b>
<b>Remaining Balance</b>	<b>\$149,328.56</b>



**City of Tacoma  
Public Utility Board Meeting**

**June 10, 2026; 6:30 p.m.  
Tacoma Public Utilities – Ground Floor Auditorium  
3628 S 35<sup>th</sup> Street, Tacoma WA 98409**

**Join remotely: <https://us06web.zoom.us/j/84626080846>  
or by dialing 253-215-8782 and entering meeting ID: 846 2608 0846**

**Call to Order**

**Roll Call**

**A. Approve Minutes of Previous Meetings**

**B. Comments by the Public**

**C. Recognitions**

**a. Tacoma Rail: Jake Safety Award**

**D. Regular Agenda**

Departmental

- D-1 Resolution U-11610- A resolution to award certain contracts and approve certain purchases:
1. Award contracts to Saybr Contractors, Inc., FORMA Construction Company, and Rognlin's Inc., for as needed Job Order Contracting (JOC) as an alternative method for procurement of smaller and less complex public works projects (\$4,000,000 each. Includes option to renew for two additional, one-year terms for a projected contract amount of \$12,000,000 each, plus applicable taxes. Cumulative total for all three contracts is 36,000,000) [Ryan Foster, Sr. Buyer];
  2. Increase contract to The Gordian Group, Inc., for Job Order Contract (JOC) consulting services (\$2,160,000. Projected total \$2,160,000, plus applicable taxes) [Ryan Foster, Sr. Buyer];
  3. Increase and extend contract to Jensen Enterprises, Inc., for underground vaults and handholds (\$300,000. Projected contract total \$1,200,000, plus applicable taxes. Contract extension through September 30, 2028) [Erica Pierce, Sr. Business Services Analyst];
  4. Increase contract to Cleaveland Price, Inc., for the purchase of 115kV unitized transmission switches. (\$685,560.87. Projected total \$2,000,000, plus applicable taxes) [Erica Pierce, Sr. Business Services Analyst];
  5. Award three-year contracts to General Pacific, Inc., and Anixter, Inc., for single phase pad-mounted distribution transformers (\$1,000,000 each. Includes option to renew for two one-year renewals for a projected total of \$2,000,000 each) [Erica Pierce, Sr. Business Services Analyst];

6. Award contract to Anixter, Inc., utilizing the Omnia Cooperative Contract for maintenance, repair, operations supplies, equipment, and related products and services for a network protector with a built-in relay for a planned network transformer replacement project (\$5,000,000. Includes option to renew for two additional one-year periods through October 31, 2029) [Erica Pierce, Sr. Business Services Analyst];
7. Increase and extend contract with HDR Engineering, Inc., for project management and technical support services for Federal Energy Regulatory Commission licensing and compliance activities related to the Nisqually, Wynoochee, Cowlitz, and Cushman hydroelectric projects (\$2,500,000. Projected contract total \$3,000,000, plus applicable taxes. Contract extension through December 31, 2031) [Matt Bleich, Asst. Section Mgr];
8. Increase and extend contract to Sare Electric, Inc., for electrical services labor to augment the Facilities electrician crew (\$1,050,000. Projected contract total \$1,500,000, plus applicable taxes. Contract extension through December 31, 2028) [Paul Bekkers, Fleet & Facilities Mgr]

#### **E. Adjournment**

The Public Utility Board may enter a closed or executive session at any time during an open public meeting as provided by law.



The City of Tacoma does not discriminate on the basis of disability in any of its programs, Activities, or services. To request this information in an alternative format or to request a reasonable accommodation, please contact the TPU Director's Office at 253-502-8201 or [utilityboard@tacoma.gov](mailto:utilityboard@tacoma.gov), TTY or speech to speech users please dial 711 to connect to Washington Relay services.



**City of Tacoma  
Public Utility Board  
Study Session**

**June 10, 2026; 3:00 p.m.  
Tacoma Public Utilities, LT1 (3<sup>rd</sup> Floor Conference Room)  
(Directly Across Main Elevator)  
3628 South 35<sup>th</sup> Street, Tacoma WA 98409**

**Join remotely: <https://us06web.zoom.us/j/81336402669>  
or by dialing 253-215-8782 and entering meeting ID 813 3640 2669**

**Call to Order**

**Roll Call**

The Public Utility Board will hold a study session with staff to discuss the following:

<b>Approximate Time</b>	<b>Topic</b>	<b>Presenter(s)</b>
3:00 – 3:15	Utility Technology Services: Contact Center as a Service Contract	Megan Davis, Sr. Technology Mgr.
3:20 – 3:50	Tacoma Water: PFAS Update	Kim DeFolo, Principal Engineer
3:55 – 4:25	Utility Assistance Update	LaTasha Wortham, Deputy Director for Customer Experience and External Affairs
4:30 -5:15	Tacoma Power: Integrated Resource Plan	Rachel Clark, Integrated Resource Planning Mgr.
5:20	General Board Comments / Discussion and Director’s Reports	

**Adjournment**

The Public Utility Board may enter into a closed or executive session at any time during an open public meeting as provided by law.

	<p>The City of Tacoma does not discriminate on the basis of disability in any of its programs, activities, or services. To request this information in an alternative format or to request a reasonable accommodation, please contact the TPU Director’s Office at 253-502-8201 or <a href="mailto:utilityboard@tacoma.gov">utilityboard@tacoma.gov</a>. TTY or speech to speech users please dial 711 to connect to Washington Relay services.</p>
--	---



# Tacoma City Council Constituent Intake Website Data Report: June 2026

**Contact:** Karyssa Mathison,  
Constituent Relations Analyst  
kmathison@tacoma.gov

**Total Request  
Submissions**

**695**

Total Submissions

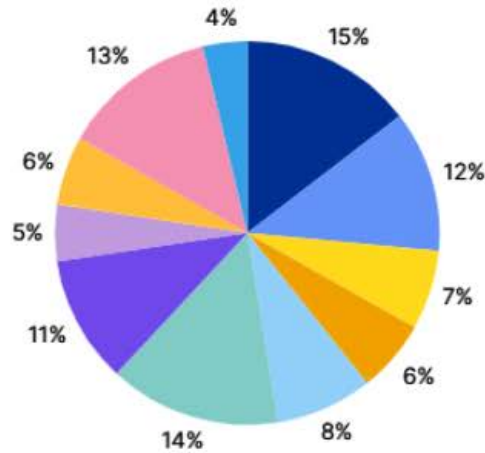
**Request  
Submissions**

**571**

+1 or more council  
members included

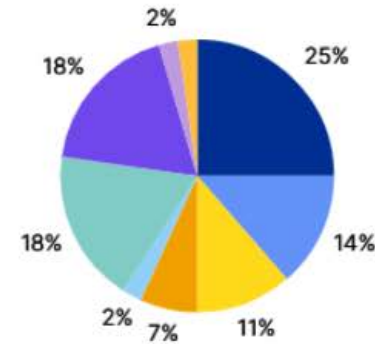
## Topic Codes

### Summary



- Transportation
- Economic & Community Development
- Code Enforcement
- Encampment/Homelessness
- Land Use
- Safety
- Suggestion/Ideas
- Outside Scope of Council Duties
- Housing
- Meeting Request or Event Invitation
- Environmental Sustainability

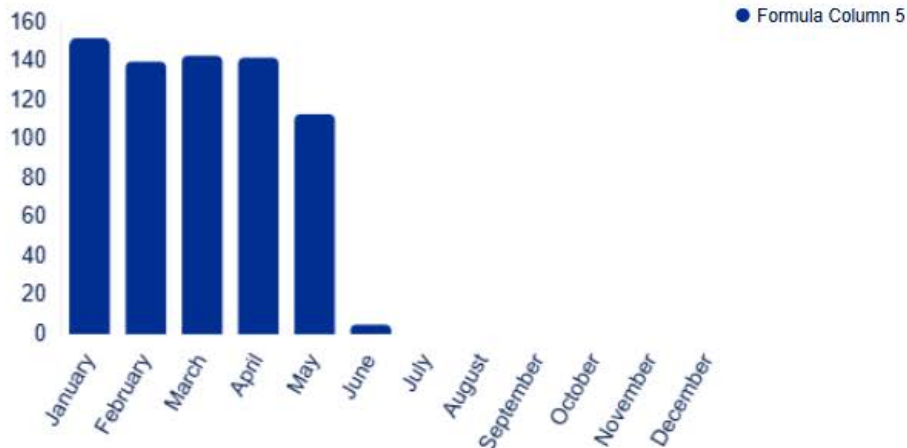
### Last 14 Days



- Transportation
- Economic & Community Development
- Code Enforcement
- Encampment/Homelessness
- Land Use
- Safety
- Suggestion/Ideas
- Outside Scope of Council Duties
- Housing

## Submission Summary

### Submissions by Month



### Submissions by Council District





## MEETINGS FOR THE WEEK OF JUNE 8, 2026 THROUGH JUNE 12, 2026

TIME	MEETING	LOCATION
<b>MONDAY, JUNE 8, 2026</b>		
5:00 PM	Local Improvement District (L.I.D.) Hearings*	747 Market St., Municipal Bldg., Council Chambers Visit <a href="https://tacoma.gov/hearingexaminer">https://tacoma.gov/hearingexaminer</a>
5:00 PM	Tacoma Arts Commission	747 Market St., Municipal Bldg., Conf. Rm. 248 Join Zoom Meeting at: <a href="https://zoom.us/j/99977551941">https://zoom.us/j/99977551941</a> Telephonic: Dial 253-215-8782 Meeting ID: 999 7755 1941 Passcode: 148977
5:30 PM	Human Rights Commission Study Session	747 Market St., Municipal Bldg., Conf. Rm. 243 Join Zoom Meeting at: <a href="http://zoom.us/j/85915410975">http://zoom.us/j/85915410975</a> Telephonic: Dial 253-215-8782 Meeting ID: 859 1541 0975 Passcode: 166967
6:00 PM	Community's Police Advisory Committee	747 Market St., Municipal Bldg., Conf. Rm. 220-A Join Zoom Meeting at: <a href="https://zoom.us/j/89777781982">https://zoom.us/j/89777781982</a> Telephonic: Dial 253-215-8782 Meeting ID: 897 7778 1982 Passcode: 572221 Contact Ted Richardson at <a href="mailto:trichardson@tacoma.gov">trichardson@tacoma.gov</a>
6:30 PM	Human Rights Commission	747 Market St., Municipal Bldg., Conf. Rm. 243 Join Zoom Meeting at: <a href="http://zoom.us/j/85915410975">http://zoom.us/j/85915410975</a> Telephonic: Dial 253-215-8782 Meeting ID: 859 1541 0975 Passcode: 166967
<b>TUESDAY, JUNE 9, 2026</b>		
9:00 AM	Hearing Examiner's Hearing*	747 Market St., Municipal Bldg., Council Chambers Visit <a href="http://www.cityoftacoma.org/hearingexaminer">www.cityoftacoma.org/hearingexaminer</a>
10:00 AM	Economic Development Committee	747 Market St., Municipal Bldg., Conf. Rm. 248 Join Zoom Meeting at: <a href="https://zoom.us/j/88227539908">https://zoom.us/j/88227539908</a> Telephonic: Dial 253-215-8782 Meeting ID: 882 2753 9908 Passcode: 614650
11:15 AM	Bid Opening**	3628 S. 35th St., Public Utilities Bldg., ABN-M1 Join Zoom Meeting at: <a href="https://zoom.us/j/88402680573">https://zoom.us/j/88402680573</a> Telephonic: Dial 253-215-8782 Meeting ID: 884 0268 0573 Passcode: 070737 Contact Lisa Yost at 253-502-8468
NOON	City Council Study Session	747 Market St., Municipal Bldg., Council Chambers Join Zoom Meeting at: <a href="https://zoom.us/j/89496171192">https://zoom.us/j/89496171192</a> Telephonic: Dial 253-215-8782 Meeting ID: 894 9617 1192 Passcode: 896569 Contact Rosheida Myers at 253-591-5134
5:00 PM	City Council Meeting	747 Market St., Municipal Bldg., Council Chambers Join Zoom Meeting at: <a href="https://zoom.us/j/84834233126">https://zoom.us/j/84834233126</a> Telephonic: Dial 253-215-8782 Meeting ID: 848 3423 3126 Passcode: 349099 Contact City Clerk's Office at 253-591-5505
<b>WEDNESDAY, JUNE 10, 2026</b>		
3:00 PM	Public Utility Board Study Session	3628 S. 35th St., Public Utilities Bldg., Conf. Rm. LT1 Join Zoom Meeting at: <a href="https://zoom.us/j/81336402669">https://zoom.us/j/81336402669</a> Telephonic: Dial 253-215-8782 Meeting ID: 813 3640 2669

4:30 PM	Infrastructure, Planning, and Sustainability Committee	747 Market St., Municipal Bldg., Conf. Rm. 248 Join Zoom Meeting at: <a href="https://zoom.us/j/87829056704">https://zoom.us/j/87829056704</a> Telephonic: Dial 253-215-8782 Meeting ID: 878 2905 6704 Passcode: 614650
5:30 PM	Landmarks Preservation Commission	747 Market St., Municipal Bldg., Conf. Rm. 243 Join Zoom Meeting at: <a href="https://zoom.us/j/89120046605">https://zoom.us/j/89120046605</a> Telephonic: Dial 253-215-8782 Meeting ID: 891 2004 6605
6:00 PM	Human Services Commission	747 Market St., Municipal Bldg., Conf. Rm. 138 Join Zoom Meeting at: <a href="https://zoom.us/j/83364476695">https://zoom.us/j/83364476695</a> Telephonic: Dial 253-215-8782 Meeting ID: 833 6447 6695 Passcode: 002323
6:30 PM	Public Utility Board Meeting	3628 S. 35th St., Public Utilities Bldg., Auditorium Join Zoom Meeting at: <a href="https://zoom.us/j/84626080846">https://zoom.us/j/84626080846</a> Telephonic: Dial 253-215-8782 Meeting ID: 846 2608 0846

**THURSDAY, JUNE 11, 2026**

7:30 AM	Tacoma Community Redevelopment Authority Board	747 Market St., Municipal Bldg., Conf. Rm. 248 Join Zoom Meeting at: <a href="https://zoom.us/j/84447211773">https://zoom.us/j/84447211773</a> Telephonic: Dial 253-215-8782 Meeting ID: 844 4721 1773 Passcode: 970091
9:00 AM	Hearing Examiner's Hearing*	747 Market St., Municipal Bldg., Council Chambers Visit <a href="https://tacoma.gov/hearingexaminer">https://tacoma.gov/hearingexaminer</a>
1:00 PM	Tacoma Employees' Retirement System Board	3628 S. 35th St., Public Utilities Bldg., Conf. Rm. LT1 Contact Adora Peters at 253-502-8612
4:30 PM	Community Vitality and Safety Committee	747 Market St., Municipal Bldg., Conf. Rm. 248 Join Zoom Meeting at: <a href="https://zoom.us/j/85961604917">https://zoom.us/j/85961604917</a> Telephonic: Dial 253-215-8782 Meeting ID: 859 6160 4917 Passcode: 614650
4:00 PM	Tacoma Area Commission on Disabilities	747 Market St., Municipal Bldg., Conf. Rm. 220-A Join Zoom Meeting at: <a href="https://zoom.us/j/87500730041">https://zoom.us/j/87500730041</a> Telephonic: Dial 253-215-8782 Meeting ID: 875 0073 0041 Passcode: 931997
5:00 PM	Land Use Public Meeting***	747 Market St., Municipal Bldg., Council Chambers Contact Larry Harala at 253-591-5640

**FRIDAY, JUNE 12, 2026**

8:00 AM	Joint Municipal Action Committee	747 Market St., Municipal Bldg., Conf. Rm. 248 Join Zoom Meeting at: <a href="https://zoom.us/j/98549746315">https://zoom.us/j/98549746315</a> Telephonic: Dial 253-215-8782 Meeting ID: 985 4974 6315 Passcode: 202626
10:30 AM	Operational Strategy and Administrative Committee	747 Market St., Municipal Bldg., Conf. Rm. 243 Join Zoom Meeting at: <a href="https://zoom.us/j/91923690364">https://zoom.us/j/91923690364</a> Telephonic: Dial 253-215-8782 Meeting ID: 919 2369 0364 Passcode: 614650



Meeting sites are accessible to people with disabilities. People with disabilities requiring special accommodations should contact the appropriate department(s) 48 hours prior to the meeting time.

\* Hearing Examiner's Hearings and Local Improvement District Meetings meet on an as-needed basis. Contact the Hearing Examiner's Office at 253-591-5195 to confirm whether a meeting will be held this week. Hearings may be held at various times throughout the day.  
 \*\* Bid Opening will be held on an as-needed basis. Contact the Finance Procurement and Payables Office at 253-502-8468 or [www.tacomapurchasing.org](http://www.tacomapurchasing.org) to confirm whether Bid Opening will be held.  
 \*\*\* Land Use Public Meetings meet on an as-needed basis. Contact Division Manager Shirley Schultz at 253-345-0879 to confirm whether a meeting will be held this week.



# Citywide Weekly Briefing for 25 May 2026 to 31 May 2026

The data is not National Incident Based Reporting System (NIBRS) compliant. Do not compare the results with any report using that standard. The data is dynamic and is subject to change and/or revision. The number of distinct offenses listed on a report are counted. This does not represent reports or individuals. All data is compared to last year for the same number of days or date range. Small numbers may cause large percent increases and decreases. Beginning 1 October 2022, there was a change in how TPD reports certain Aggravated Assaults and Destruction offenses.

Offense Breakdown	7 Days		28 Days		Year to Date		7 Days	28 Days	YTD
	25-May-2025	25-May-2026	04-May-2025	04-May-2026	01-Jan-2025	01-Jan-2026			
	31-May-2025	31-May-2026	31-May-2025	31-May-2026	31-May-2025	31-May-2026			
<b>Persons</b>	<b>85</b>	<b>64</b>	<b>304</b>	<b>294</b>	<b>1704</b>	<b>1687</b>	24.7% ▼	3.3% ▼	1.0% ▼
Assault	79	55	276	261	1522	1492	30.4% ▼	5.4% ▼	2.0% ▼
Homicide (doesn't include Negligent/Justifiable)	0	0	0	1	11	10	0.0%	NC	9.1% ▼
Kidnapping/Abduction	0	2	3	6	27	51	NC	100.0% ▲	88.9% ▲
Sex Offenses, Forcible	6	7	25	26	144	133	16.7% ▲	4.0% ▲	7.6% ▼
<b>Property</b>	<b>260</b>	<b>182</b>	<b>1096</b>	<b>879</b>	<b>5994</b>	<b>5113</b>	30.0% ▼	19.8% ▼	14.7% ▼
Arson	2	0	17	6	43	35	100.0% ▼	64.7% ▼	18.6% ▼
Burglary/Breaking and Entering	18	21	83	90	506	501	16.7% ▲	8.4% ▲	1.0% ▼
Counterfeiting/Forgery	2	1	3	2	22	17	50.0% ▼	33.3% ▼	22.7% ▼
Destruction/Damage/Vandalism of Property	67	43	312	235	1625	1425	35.8% ▼	24.7% ▼	12.3% ▼
Fraud	8	14	39	43	237	252	75.0% ▲	10.3% ▲	6.3% ▲
Larceny/Theft	117	73	460	341	2607	2044	37.6% ▼	25.9% ▼	21.6% ▼
Motor Vehicle Theft	33	19	134	116	724	606	42.4% ▼	13.4% ▼	16.3% ▼
Robbery	7	8	33	30	120	120	14.3% ▲	9.1% ▼	0.0%
Stolen Property	3	2	8	11	74	72	33.3% ▼	37.5% ▲	2.7% ▼
<b>Society</b>	<b>25</b>	<b>18</b>	<b>89</b>	<b>73</b>	<b>434</b>	<b>525</b>	28.0% ▼	18.0% ▼	21.0% ▲
Drug/Narcotic	14	12	46	47	266	353	14.3% ▼	2.2% ▲	32.7% ▲
Pornography/Obscene Material	2	0	3	2	13	12	100.0% ▼	33.3% ▼	7.7% ▼
Prostitution	0	0	0	1	8	8	0.0%	NC	0.0%
Weapon Law Violations	9	6	40	23	147	152	33.3% ▼	42.5% ▼	3.4% ▲
<b>Citywide Totals</b>	<b>370</b>	<b>264</b>	<b>1489</b>	<b>1246</b>	<b>8132</b>	<b>7325</b>	28.6% ▼	16.3% ▼	9.9% ▼

NC = Noncalculable

## Last 7 Days

<p><b>Notes:</b></p> <ul style="list-style-type: none"> <li>There were no Homicide offense(s) during the last 7 days.</li> <li>65.5% (36/55) of the Assaults were coded Simple Assault.</li> <li>There were 46 DV-related offenses.</li> <li>67.4% (31/46) of the DV-related offenses were Persons.</li> <li>49.1% (27/55) of the Assaults were DV-related.</li> <li>DV-related Offenses: 55 ↘ 46</li> <li>There was 1 Gang-Related offense(s) during the last 7 days.</li> <li>Theft from Motor Vehicle: 34 ↘ 25</li> </ul>	<p><b>Top 5 Locations - Compared to last year</b></p> <ul style="list-style-type: none"> <li>6322 N 26th St: 0 ↗ 5</li> <li>4502 S Steele St: 13 ↘ 5</li> <li>1965 S Union Ave: 3 ↗ 5</li> <li>6th Ave &amp; S Magnolia Ln: 0 ↗ 5</li> <li>6904 S 12th St: 0 ↗ 4</li> <li>518 E 32nd St: 0 ↗ 4</li> </ul>	<p><b>Top 5 Offense Locations - Compared to last year</b></p> <ul style="list-style-type: none"> <li>Street/Right Of Way: 65 ↘ 44</li> <li>Apartment: 64 ↘ 43</li> <li>Single Family Residence: 77 ↘ 43</li> <li>Parking Lot: 40 ↘ 38</li> <li>Cyberspace: 2 ↗ 7</li> <li>Grocery Store: 13 ↘ 7</li> </ul>
--	---	--



# Sector 1 Weekly Briefing for 25 May 2026 to 31 May 2026

The data is not National Incident Based Reporting System (NIBRS) compliant. Do not compare the results with any report using that standard. The data is dynamic and is subject to change and/or revision. The number of distinct offenses listed on a report are counted. This does not represent reports or individuals. All data is compared to last year for the same number of days or date range. Small numbers may cause large percent increases and decreases. Beginning 1 October 2022, there was a change in how TPD reports certain Aggravated Assaults and Destruction offenses.

Offense Breakdown	7 Days		28 Days		Year to Date		7 Days	28 Days	YTD
	25-May-2025	25-May-2026	04-May-2025	04-May-2026	01-Jan-2025	01-Jan-2026			
	31-May-2025	31-May-2026	31-May-2025	31-May-2026	31-May-2025	31-May-2026			
<b>Persons</b>	<b>21</b>	<b>17</b>	<b>76</b>	<b>78</b>	<b>425</b>	<b>442</b>	19.0%▼	2.6%▲	4.0%▲
Assault	19	15	68	69	370	391	21.1%▼	1.5%▲	5.7%▲
Homicide (doesn't include Negligent/Justifiable)	0	0	0	1	4	4	0.0%	NC	0.0%
Kidnapping/Abduction	0	0	0	1	8	12	0.0%	NC	50.0%▲
Sex Offenses, Forcible	2	2	8	7	43	35	0.0%	12.5%▼	18.6%▼
<b>Property</b>	<b>76</b>	<b>36</b>	<b>350</b>	<b>217</b>	<b>1832</b>	<b>1389</b>	52.6%▼	38.0%▼	24.2%▼
Arson	0	0	8	2	16	16	0.0%	75.0%▼	0.0%
Burglary/Breaking and Entering	4	4	29	26	141	140	0.0%	10.3%▼	0.7%▼
Counterfeiting/Forgery	0	1	0	1	1	5	NC	NC	400.0%▲
Destruction/Damage/Vandalism of Property	27	9	120	75	616	430	66.7%▼	37.5%▼	30.2%▼
Fraud	4	4	9	8	59	53	0.0%	11.1%▼	10.2%▼
Larceny/Theft	31	16	121	73	691	498	48.4%▼	39.7%▼	27.9%▼
Motor Vehicle Theft	9	2	54	23	244	182	77.8%▼	57.4%▼	25.4%▼
Robbery	1	0	6	5	32	26	100.0%▼	16.7%▼	18.8%▼
Stolen Property	0	0	1	2	22	23	0.0%	100.0%▲	4.5%▲
<b>Society</b>	<b>4</b>	<b>6</b>	<b>17</b>	<b>21</b>	<b>87</b>	<b>165</b>	50.0%▲	23.5%▲	89.7%▲
Drug/Narcotic	2	2	7	12	44	124	0.0%	71.4%▲	181.8%▲
Pornography/Obscene Material	0	0	0	1	2	2	0.0%	NC	0.0%
Prostitution	0	0	0	1	4	4	0.0%	NC	0.0%
Weapon Law Violations	2	4	10	7	37	35	100.0%▲	30.0%▼	5.4%▼
<b>Sector Totals</b>	<b>101</b>	<b>59</b>	<b>443</b>	<b>316</b>	<b>2344</b>	<b>1996</b>	41.6%▼	28.7%▼	14.8%▼

NC = Noncalculable

## Last 7 Days

### Notes:

- There were no Homicide offense(s) during the last 7 days.
- 66.7% (10/15) of the Assaults were coded Simple Assault.
- There were 7 DV-related offenses.
- 85.7% (6/7) of the DV-related offenses were Persons.
- 40.0% (6/15) of the Assaults were DV-related.
- DV-related Offenses: 12 ↘ 7
- There was 1 Gang-Related offense(s) during the last 7 days.
- Theft from Motor Vehicle: 14 ↘ 6

### Top 5 Locations - Compared to last year

- 1111 S L St: 1 ↗ 2
- 1201 S Sprague Ave: 0 ↗ 2
- 2514 S Cushman Ave: 0 ↗ 2
- 1717 S J St: 3 ↘ 2
- 1120 S 7th St: 0 ↗ 2
- 2405 Pacific Ave: 0 ↗ 2
- 2501 Commerce St: 0 ↗ 2
- There were 4 additional locations with 2.

### Top 5 Offense Locations - Compared to last year

- Street/Right Of Way: 25 ↘ 15
- Parking Lot: 11 ↘ 9
- Single Family Residence: 14 ↘ 7
- Apartment: 16 ↘ 7
- Sidewalk: 2 ↗ 4



# Sector 2 Weekly Briefing for 25 May 2026 to 31 May 2026

The data is not National Incident Based Reporting System (NIBRS) compliant. Do not compare the results with any report using that standard. The data is dynamic and is subject to change and/or revision. The number of distinct offenses listed on a report are counted. This does not represent reports or individuals. All data is compared to last year for the same number of days or date range. Small numbers may cause large percent increases and decreases. Beginning 1 October 2022, there was a change in how TPD reports certain Aggravated Assaults and Destruction offenses.

Offense Breakdown	7 Days		28 Days		Year to Date		7 Days	28 Days	YTD
	25-May-2025	25-May-2026	04-May-2025	04-May-2026	01-Jan-2025	01-Jan-2026			
	31-May-2025	31-May-2026	31-May-2025	31-May-2026	31-May-2025	31-May-2026			
<b>Persons</b>	<b>14</b>	<b>19</b>	<b>80</b>	<b>61</b>	<b>421</b>	<b>360</b>	<b>35.7%▲</b>	<b>23.8%▼</b>	<b>14.5%▼</b>
Assault	11	15	71	49	368	313	36.4%▲	31.0%▼	14.9%▼
Homicide (doesn't include Negligent/Justifiable)	0	0	0	0	3	2	0.0%	0.0%	33.3%▼
Kidnapping/Abduction	0	2	2	2	8	10	NC	0.0%	25.0%▲
Sex Offenses, Forcible	3	2	7	10	42	35	33.3%▼	42.9%▲	16.7%▼
<b>Property</b>	<b>62</b>	<b>71</b>	<b>254</b>	<b>253</b>	<b>1420</b>	<b>1403</b>	<b>14.5%▲</b>	<b>0.4%▼</b>	<b>1.2%▼</b>
Arson	2	0	3	1	7	9	100.0%▼	66.7%▼	28.6%▲
Burglary/Breaking and Entering	5	7	21	24	125	142	40.0%▲	14.3%▲	13.6%▲
Counterfeiting/Forgery	1	0	1	0	5	2	100.0%▼	100.0%▼	60.0%▼
Destruction/Damage/Vandalism of Property	17	19	81	70	386	407	11.8%▲	13.6%▼	5.4%▲
Fraud	0	4	11	10	59	70	NC	9.1%▼	18.6%▲
Larceny/Theft	31	31	108	112	627	582	0.0%	3.7%▲	7.2%▼
Motor Vehicle Theft	5	6	19	28	171	149	20.0%▲	47.4%▲	12.9%▼
Robbery	0	4	7	7	24	24	NC	0.0%	0.0%
Stolen Property	0	0	1	0	6	10	0.0%	100.0%▼	66.7%▲
<b>Society</b>	<b>2</b>	<b>0</b>	<b>6</b>	<b>6</b>	<b>38</b>	<b>48</b>	<b>100.0%▼</b>	<b>0.0%</b>	<b>26.3%▲</b>
Drug/Narcotic	0	0	1	3	12	21	0.0%	200.0%▲	75.0%▲
Pornography/Obscene Material	0	0	0	0	2	2	0.0%	0.0%	0.0%
Prostitution	0	0	0	0	0	0	0.0%	0.0%	0.0%
Weapon Law Violations	2	0	5	3	24	25	100.0%▼	40.0%▼	4.2%▲
<b>Sector Totals</b>	<b>78</b>	<b>90</b>	<b>340</b>	<b>320</b>	<b>1879</b>	<b>1811</b>	<b>15.4%▲</b>	<b>5.9%▼</b>	<b>3.6%▼</b>

NC = Noncalculable

## Last 7 Days

<p><b>Notes:</b></p> <ul style="list-style-type: none"> <li>There were no Homicide offense(s) during the last 7 days.</li> <li>60.0% (9/15) of the Assaults were coded Simple Assault.</li> <li>There were 17 DV-related offenses.</li> <li>58.8% (10/17) of the DV-related offenses were Persons.</li> <li>53.3% (8/15) of the Assaults were DV-related.</li> <li>DV-related Offenses: 8 ↗ 17</li> <li>There were no Gang-Related offense(s) during the last 7 days.</li> <li>Theft from Motor Vehicle: 8 ↗ 11</li> </ul>	<p><b>Top 5 Locations - Compared to last year</b></p> <ul style="list-style-type: none"> <li>1965 S Union Ave: 3 ↗ 5</li> <li>6322 N 26th St: 0 ↗ 5</li> <li>6th Ave &amp; S Magnolia Ln: 0 ↗ 5</li> <li>6904 S 12th St: 0 ↗ 4</li> <li>601 S Shirley St: 0 ↗ 3</li> <li>5020 Main St: 1 ↗ 3</li> <li>6914 S 12th St: 0 ↗ 3</li> </ul>	<p><b>Top 5 Offense Locations - Compared to last year</b></p> <ul style="list-style-type: none"> <li>Apartment: 14 ↗ 20</li> <li>Street/Right Of Way: 8 ↗ 13</li> <li>Parking Lot: 9 ↗ 12</li> <li>Single Family Residence: 22 ↘ 12</li> <li>Department Store: 1 ↗ 4</li> </ul>
--	--	---



# Sector 3 Weekly Briefing for 25 May 2026 to 31 May 2026

The data is not National Incident Based Reporting System (NIBRS) compliant. Do not compare the results with any report using that standard. The data is dynamic and is subject to change and/or revision. The number of distinct offenses listed on a report are counted. This does not represent reports or individuals. All data is compared to last year for the same number of days or date range. Small numbers may cause large percent increases and decreases. Beginning 1 October 2022, there was a change in how TPD reports certain Aggravated Assaults and Destruction offenses.

Offense Breakdown	7 Days		28 Days		Year to Date		7 Days	28 Days	YTD
	25-May-2025	25-May-2026	04-May-2025	04-May-2026	01-Jan-2025	01-Jan-2026			
	31-May-2025	31-May-2026	31-May-2025	31-May-2026	31-May-2025	31-May-2026			
<b>Persons</b>	<b>24</b>	<b>13</b>	<b>82</b>	<b>69</b>	<b>396</b>	<b>405</b>	45.8%▼	15.9%▼	2.3%▲
Assault	23	11	74	61	357	352	52.2%▼	17.6%▼	1.4%▼
Homicide (doesn't include Negligent/Justifiable)	0	0	0	0	0	1	0.0%	0.0%	NC
Kidnapping/Abduction	0	0	0	2	5	15	0.0%	NC	200.0%▲
Sex Offenses, Forcible	1	2	8	6	34	36	100.0%▲	25.0%▼	5.9%▲
<b>Property</b>	<b>63</b>	<b>38</b>	<b>266</b>	<b>197</b>	<b>1446</b>	<b>1145</b>	39.7%▼	25.9%▼	20.8%▼
Arson	0	0	3	2	9	3	0.0%	33.3%▼	66.7%▼
Burglary/Breaking and Entering	1	4	10	13	106	87	300.0%▲	30.0%▲	17.9%▼
Counterfeiting/Forgery	1	0	2	0	9	8	100.0%▼	100.0%▼	11.1%▼
Destruction/Damage/Vandalism of Property	16	6	71	37	338	264	62.5%▼	47.9%▼	21.9%▼
Fraud	4	2	8	8	58	57	50.0%▼	0.0%	1.7%▼
Larceny/Theft	30	16	135	93	744	533	46.7%▼	31.1%▼	28.4%▼
Motor Vehicle Theft	6	6	28	33	140	137	0.0%	17.9%▲	2.1%▼
Robbery	3	2	6	6	22	31	33.3%▼	0.0%	40.9%▲
Stolen Property	1	2	2	4	13	16	100.0%▲	100.0%▲	23.1%▲
<b>Society</b>	<b>9</b>	<b>7</b>	<b>27</b>	<b>17</b>	<b>110</b>	<b>133</b>	22.2%▼	37.0%▼	20.9%▲
Drug/Narcotic	6	5	15	12	72	88	16.7%▼	20.0%▼	22.2%▲
Pornography/Obscene Material	2	0	3	1	9	6	100.0%▼	66.7%▼	33.3%▼
Prostitution	0	0	0	0	1	2	0.0%	0.0%	100.0%▲
Weapon Law Violations	1	2	9	4	28	37	100.0%▲	55.6%▼	32.1%▲
<b>Sector Totals</b>	<b>96</b>	<b>58</b>	<b>375</b>	<b>283</b>	<b>1952</b>	<b>1683</b>	39.6%▼	24.5%▼	13.8%▼

NC = Noncalculable

## Last 7 Days

### Notes:

- There were no Homicide offense(s) during the last 7 days.
- 90.9% (10/11) of the Assaults were coded Simple Assault.
- There were 11 DV-related offenses.
- 81.8% (9/11) of the DV-related offenses were Persons.
- 72.7% (8/11) of the Assaults were DV-related.
- DV-related Offenses: 20 ↘ 11
- There were no Gang-Related offense(s) during the last 7 days.
- Theft from Motor Vehicle: 9 ↘ 5

### Top 5 Locations - Compared to last year

- 4502 S Steele St: 13 ↘ 5
- 3701 S Pine St: 4 ↘ 3
- 4634 S 74th St: 1 ↗ 2
- South Tacoma Way & S Fife St: 0 ↗ 2
- 4322 S Union Ave: 0 ↗ 2
- S 36th St & S Alaska St: 0 ↗ 2
- 4720 S Pine St: 1 ↗ 2
- 3218 S Monroe St: 0 ↗ 2

### Top 5 Offense Locations - Compared to last year

- Parking Lot: 17 ↘ 11
- Street/Right Of Way: 11 ↘ 9
- Single Family Residence: 11 ↘ 9
- Apartment: 19 ↘ 7
- Auto Related Business: 0 ↗ 3



# Sector 4 Weekly Briefing for 25 May 2026 to 31 May 2026

The data is not National Incident Based Reporting System (NIBRS) compliant. Do not compare the results with any report using that standard. The data is dynamic and is subject to change and/or revision. The number of distinct offenses listed on a report are counted. This does not represent reports or individuals. All data is compared to last year for the same number of days or date range. Small numbers may cause large percent increases and decreases. Beginning 1 October 2022, there was a change in how TPD reports certain Aggravated Assaults and Destruction offenses.

Offense Breakdown	7 Days		28 Days		Year to Date		7 Days	28 Days	YTD
	25-May-2025	25-May-2026	04-May-2025	04-May-2026	01-Jan-2025	01-Jan-2026			
	31-May-2025	31-May-2026	31-May-2025	31-May-2026	31-May-2025	31-May-2026			
<b>Persons</b>	<b>26</b>	<b>15</b>	<b>66</b>	<b>86</b>	<b>462</b>	<b>480</b>	42.3%▼	30.3%▲	3.9%▲
Assault	26	14	63	82	427	436	46.2%▼	30.2%▲	2.1%▲
Homicide (doesn't include Negligent/Justifiable)	0	0	0	0	4	3	0.0%	0.0%	25.0%▼
Kidnapping/Abduction	0	0	1	1	6	14	0.0%	0.0%	133.3%▲
Sex Offenses, Forcible	0	1	2	3	25	27	NC	50.0%▲	8.0%▲
<b>Property</b>	<b>59</b>	<b>37</b>	<b>226</b>	<b>212</b>	<b>1296</b>	<b>1176</b>	37.3%▼	6.2%▼	9.3%▼
Arson	0	0	3	1	11	7	0.0%	66.7%▼	36.4%▼
Burglary/Breaking and Entering	8	6	23	27	134	132	25.0%▼	17.4%▲	1.5%▼
Counterfeiting/Forgery	0	0	0	1	7	2	0.0%	NC	71.4%▼
Destruction/Damage/Vandalism of Property	7	9	40	53	285	324	28.6%▲	32.5%▲	13.7%▲
Fraud	0	4	11	17	61	72	NC	54.5%▲	18.0%▲
Larceny/Theft	25	10	96	63	545	431	60.0%▼	34.4%▼	20.9%▼
Motor Vehicle Theft	13	5	33	32	169	138	61.5%▼	3.0%▼	18.3%▼
Robbery	3	2	14	12	42	39	33.3%▼	14.3%▼	7.1%▼
Stolen Property	2	0	4	5	33	23	100.0%▼	25.0%▲	30.3%▼
<b>Society</b>	<b>10</b>	<b>5</b>	<b>39</b>	<b>29</b>	<b>199</b>	<b>179</b>	50.0%▼	25.6%▼	10.1%▼
Drug/Narcotic	6	5	23	20	138	120	16.7%▼	13.0%▼	13.0%▼
Pornography/Obscene Material	0	0	0	0	0	2	0.0%	0.0%	NC
Prostitution	0	0	0	0	3	2	0.0%	0.0%	33.3%▼
Weapon Law Violations	4	0	16	9	58	55	100.0%▼	43.8%▼	5.2%▼
<b>Sector Totals</b>	<b>95</b>	<b>57</b>	<b>331</b>	<b>327</b>	<b>1957</b>	<b>1835</b>	40.0%▼	1.2%▼	6.2%▼

NC = Noncalculable

## Last 7 Days

<p><b>Notes:</b></p> <ul style="list-style-type: none"> <li>There were no Homicide offense(s) during the last 7 days.</li> <li>50.0% (7/14) of the Assaults were coded Simple Assault.</li> <li>There were 11 DV-related offenses.</li> <li>54.5% (6/11) of the DV-related offenses were Persons.</li> <li>35.7% (5/14) of the Assaults were DV-related.</li> <li>DV-related Offenses: 15 ↘ 11</li> <li>There were no Gang-Related offense(s) during the last 7 days.</li> <li>Theft from Motor Vehicle: 3 ↔ 3</li> </ul>	<p><b>Top 5 Locations - Compared to last year</b></p> <ul style="list-style-type: none"> <li>518 E 32nd St: 0 ↗ 4</li> <li>1302 S 38th St: 3 ↔ 3</li> <li>768 S 83rd St: 0 ↗ 2</li> <li>2001 E Harrison St: 0 ↗ 2</li> <li>3507 S Thompson Ave: 0 ↗ 2</li> <li>817 E 72nd St: 0 ↗ 2</li> <li>1770 S 91st St: 0 ↗ 2</li> <li>There were 2 additional locations with 2.</li> </ul>	<p><b>Top 5 Offense Locations - Compared to last year</b></p> <ul style="list-style-type: none"> <li>Single Family Residence: 30 ↘ 15</li> <li>Apartment: 15 ↘ 9</li> <li>Street/Right Of Way: 21 ↘ 7</li> <li>Parking Lot: 3 ↗ 6</li> <li>Garage (Residential): 1 ↗ 3</li> <li>Grocery Store: 6 ↘ 3</li> </ul>
---	--	---



**CITY OF TACOMA, WASHINGTON  
OFFICE OF THE CITY COUNCIL  
COUNCIL CONSIDERATION REQUEST**

**TO:** Tacoma City Council  
**FROM:** Mayor Anders Ibsen and Chief Policy Analyst Bucoda Warren  
**COPIES TO:** Hyun Kim, City Manager; Chris Bacha, City Attorney  
**SUBJECT:** **A resolution authorizing the one-time use of Council Contingency Funds, in the amount of \$1,000, to sponsor the Juneteenth Prayer Breakfast. – Requested for June 16**  
**DATE:** June 3, 2026

---

**A resolution authorizing the one-time use of Council Contingency Funds, in the amount of \$1,000, to sponsor the Juneteenth Breakfast.**

**LEGISLATIVE INTENT:**

This event serves as the civic cornerstone of Juneteenth: A Road to Economic Freedom, setting the tone for Washington State’s largest Juneteenth celebration. Held on the morning of June 19 at the LeMay Car Museum, the Breakfast brings together community leaders, residents, businesses, and organizations to reflect on the significance of Juneteenth and recommit to the values of justice, unity, opportunity, and shared prosperity. Through remarks, recognition of community leadership, and fellowship, the event honors the legacy of emancipation while highlighting the ongoing work required to advance equity and economic opportunity for all.

This year’s themes of freedom, economic justice, accountability, and hope, underscore the importance of creating pathways to economic mobility and strengthening partnerships that support thriving communities. These themes carry forward throughout the broader Juneteenth celebration, which welcomes more than 20,000 attendees, features nationally recognized performing artists, and showcases hundreds of small businesses, entrepreneurs, nonprofits, and community partners.

Sponsorship of this event supports critical event logistics and programming while demonstrating the City’s commitment to recognizing Juneteenth as both a celebration of freedom and a call to action. By supporting the Breakfast, the City helps foster meaningful community dialogue, elevate the contributions of Black residents and businesses, and set the stage for a day dedicated to unity, economic empowerment, and community connection.

**FUNDING REQUESTED:**  
\$ 1,000


**COMMUNITY ENGAGEMENT/ (CUSTOMER RESEARCH):**


The Juneteenth Breakfast is organized through extensive collaboration between community leaders, nonprofit organizations, businesses, and public sector partners. The event serves as a gathering space for residents, stakeholders, and elected officials to reflect on the significance of Juneteenth and engage in dialogue about economic opportunity, equity, and community well-being. As the opening event of the region’s largest Juneteenth celebration, the Breakfast helps strengthen relationships across sectors and fosters meaningful community connection and participation. The



**SUPPORTING COUNCIL MEMBERS SIGNATURES**

1.  POS# 5

2.  POS# 1

3.  POS# 6

## Contingency Commitments 2026

Resolution Number	Funding Amount
Resolution 41859 <b>Oasis Center</b>	<b>\$30,000.00</b>
Council Contingency Fund request of \$30,000 to fund the Oasis Youth Center’s HIV and STI self-testing for LGBTQ+ youth ages 14 and older in Pierce County.	
Resolution 41864 <b>True Vine Community Church of God in Christ</b>	<b>\$25,000.00</b>
Council Contingency Fund request of \$25,000 to sponsor the 5th Annual Citywide Block Party.	
Resolution 41881 <b>Northwest Immigrant Rights Project 2026 Gala Sponsorship</b>	<b>\$15,000.00</b>
A Council Contingency Fund expenditure of \$15,000 to sponsor the Northwest Immigration Rights Project’s 2026 Gala and make a public declaration of solidarity with Northwest Immigrant Rights Project’s values	
Resolution 41904 <b>Tacoma Film Task Force Sponsorship</b>	<b>\$10,000.00</b>
Council Contingency fund expenditure of \$10,000 to sponsor the Tacoma Film Task Force.	
To Council June 9, 2026	
<b>Ride Transit Month Sponsorship</b>	<b>\$10,000.00</b>
Resolution authorizing the one-time use of Council Contingency Funds, in the amount of \$10,000, to sponsor Downtown on the Go's Ride Transit Month.	
To Council June 9, 2026	
<b>NextGen GM Sports Executive Internship</b>	<b>\$20,000.00</b>
A Council Contingency fund expenditure of \$20,000 to sponsor the “NextGen GM Sports Executive Internship” pilot program.	
To Study Session June 9, 2026	
<b>Juneteenth Prayer Breakfast Sponsorship</b>	<b>\$1,000.00</b>
A one-time Council Contingency fund expenditure of \$1,000 to sponsor the Juneteenth Prayer Breakfast	
<b>Starting Balance</b>	<b>\$259,328.56</b>
<b>Allocated Funding</b>	<b>\$111,000.00</b>
<b>Remaining Balance</b>	<b>\$148,328.56</b>

Date	Meeting	Subject	Department	Background
June 9, 2026	Study Session (Hybrid Council Chambers / Dial-in 12:00 p.m.)	General Fund Financial Forecast	Finance - Andy Cherullo, Susan Calderon & Teresa Green	Staff will present on the current biennial budget's performance & six-year (2027-2032) financial outlook of the General Fund. The presentation will also include revenue and cost drivers that influence the financial outlook of many City funds.
		Closed Session (1 Hour)		
	City Council Meeting (hybrid Council Chambers /dial-in 5:00 PM)			
June 16, 2026	Study Session (Hybrid Council Chambers / Dial-in 12:00 p.m.)			
	City Council Meeting (hybrid Council Chambers /dial-in 5:00 PM)			
June 23, 2026	Study Session (Hybrid Council Chambers / Dial-in 12:00 p.m.)	Media and Communications Quarterly Update	Media and Communications - Amy Clancy	
	City Council Meeting (hybrid Council Chambers /dial-in 5:00 PM)			
June 30, 2026	Study Session (Hybrid Council Chambers / Dial-in 12:00 p.m.)	Middle Housing Permitting Program Update	Planning and Development Services - Peter Huffman	Staff will provide an update on the Middle Housing Permitting Program.
		2026 Community Survey	Center for Strategic Priorities - Ted Richardson , ETC Institute - Derek Harvey	Staff from the Center for Strategic Priorities and the consultant from the ETC Institute will present the results from the 2026 Community Survey.
	City Council Meeting (hybrid Council Chambers /dial-in 5:00 PM)			

**Community Vitality and Safety Committee**

<b>Members</b> (Chair) CM Rumbaugh, (Vice Chair) CM Scott; CM Palmer, and CM Walker; Alternate: CM Diaz <b>Staff</b> Executive Liaison: Toni Esparza Coordinator: Arsenio Roddy-Little		<b>Meetings</b> 2nd and 4th Thursdays 4:30pm Zoom and TMB 243	<b>CBC Assignments</b> <ul style="list-style-type: none"> <li>• Commission on Disabilities • Commission on Immigrant &amp; Refugee Affairs</li> <li>• Community Redevelopment Authority • Community's Police Advisory Committee</li> <li>• Housing Authority • Human Rights Commission • Human Services Commission</li> <li>• Public Library Board</li> </ul>
<b>Date</b>	<b>Topic</b>	<b>Presenter(s)</b>	<b>Description</b>
June 11	Results of the Juvenile Justice Task Force	John Lane, Senior Counsel, Office of Executive Mello; Karl Imlig, Director of Facilities Management; Chris Gaddis, Court Executive; Joseph Evans, Judge of Superior Court	Staff from the Pierce County Executive's Office will present on the results of the Juvenile Justice Task Force, which provided guidance on a new juvenile justice facility to replace the aging Remann Hall.
June 25	Rental Housing Code and Landlord Fairness Code: Compliance and Enforcement Overview	Felicia Medlen, Division Manager; ChiQuata Elder, Senior Equity Programs Consultant, Community and Economic Development	Informational briefing on compliance and enforcement procedures for the City's Rental Housing Code and the Landlord Fairness Code Initiative.
July 9	Unified Regional Approach to Homelessness in Pierce County	Council Member Jani Hitchen, Chair; Mary Connolly, Policy Analyst, Pierce County Council	An overview of the collaboration that is taking place across the County to launch a Unified Regional Approach to Homelessness in Pierce County.

**Economic Development Committee**

<b>Members</b> (Chair) CM Diaz, (Vice Chair) DM Bushnell, CM Palmer, and CM Scott; Alternate: CM Rumbaugh <b>Staff</b> Executive Liaison: Debbie Bingham; Coordinator: Chrisy Vindivich		<b>Meetings</b> 2nd, 4th, and 5th Tuesdays 10:00am Zoom and TMB 243	<b>CBC Assignments</b> • Arts Commission • City Events and Recognition Committee • Equity in Contracting Advisory Committee • Convention Center Public Facilities District • Tacoma Creates Advisory Board
<b>Date</b>	<b>Topic</b>	<b>Presenter(s)</b>	<b>Description</b>
June 9	City Events and Recognitions Committee Interviews	Nicole Emery, City Clerk	The Committee will conduct interviews to fill seats on the City Events and Recognitions Committee.
June 23	Economic Development Board Update	Paul Bakker, Business and Economic Development Analyst, Community and Economic Development; Michael Catsi, President-CEO, Economic Development Board	This presentation will provide an overview of the Economic Development Board's (EDB's) mission, core functions, and role in supporting business growth and regional competitiveness. It will also highlight key performance metrics and outcomes that demonstrate EDB's impact on economic vitality and job creation.
June 30	Tacoma Minimum Wage Community and Stakeholder Engagement Report	Deputy Mayor Joe Bushnell	A report on Deputy Mayor Bushnell's community outreach and engagement to discuss the City of Tacoma's minimum wage.

**Government Performance and Finance Committee**

<b>Government Performance and Finance Committee</b>			
<b>Members</b> (Chair) CM Hines, (Vice Chair) DM Bushnell, CM Sadalge, and CM Rumbaugh; Alternate: CM Walker <b>Staff</b> Executive Liaison: Andy Cherullo; Coordinator: Chantra Real		<b>Meetings</b> 1st and 3rd Tuesdays 10:00am Zoom and TMB 243	<b>CBC Assignments</b> • Audit Advisory Board • Board of Ethics • Civil Service Board • Public Utility Board
<b>Date</b>	<b>Topic</b>	<b>Presenter(s)</b>	<b>Description</b>
June 16	To be Determined		
July 7	To be Determined		
July 21	<i>[Tentative] Clerk's Office letter review</i>	<i>Debra Casparian, Deputy City Attorney; Nicole Emery, City Clerk</i>	

**Infrastructure, Planning, and Sustainability Committee**

<b>Members</b> (Chair) CM Walker, (Vice Chair) CM Sadalge, CM Diaz, and CM Hines; Alternate: DM Bushnell <b>Staff</b> Executive Liaison: Ramiro Chavez Coordinator: Marvin Griffin		<b>Meetings</b> 2nd and 4th Wednesdays 4:30pm Zoom and TMB 243	<b>CBC Assignments</b> • Climate and Sustainability Commission • Landmarks Preservation Commission • Planning Commission • Transportation Commission • Urban Design Board
<b>Date</b>	<b>Topic</b>	<b>Presenter(s)</b>	<b>Description</b>
June 10	Planning Commission Interviews	Nicole Emery, City Clerk	The Committee will conduct interviews to fill seats on the Commission.
	Parking Citation Fine Structure and Adjudication Process	Eric Huseby, Assistant Division Manager, Public Works	Staff will present on recent work establish a new framework for parking citations rates and outline improvements being considered to the citation adjudication process.
	Local Jurisdictional Conferral for Proposed Gault Property Acquisition	Terry Jungman, District-Wide Capital Improvement Program Manager, Parks Tacoma	Parks Tacoma has submitted a grant application to the Washington Wildlife and Recreation Program's Local Parks category through the Washington State Recreation and Conservation Office (RCO). The grant would help fund the purchase of the Gault property from the Tacoma School District. The Gault property is approximately 3.4 acres and is located at 3537 E L Street, Tacoma, WA 98404. RCO policy requires applicants to confer with the city that has jurisdiction over the project area.
June 24	South Tacoma Tree Canopy Enhancement	Mike Carey, Urban Forestry Program Manager, Environmental Services	The City of Tacoma has partnered with the Washington Department of Ecology to strategize green infrastructure investments in the South Tacoma Neighborhood. This presentation will provide an overview of the scope of work with the City and Ecology, including anticipated investments, programs, and projects to increase tree canopy.
July 8	Central Wastewater Treatment Plant Gas Utilization Facility Status Update	Matt Torrey, Engineer; Teresa Peterson, Principal Engineer; Dominic Greco, Business Services Manager; Nathan Crain, Senior Business Services Analyst, Environmental Services	The Central Wastewater Treatment Plant's Gas Utilization Facility (GUF) is a renewable natural gas (RNG) facility constructed around 2020 to capture, process, and sell excess biogas (methane) produced as a byproduct of the plant's biosolids digestion process. Staff will present on the GUF's operational and financial performance to-date.
	Briefing on Update Process for the City's Right-of-Way Design Manual	Brennan Kidd, Assistant Division Manager, Public Works; Chris Johnson, Manager, Planning and Development Services	Informational presentation to discuss the multi-departmental process already being used to update the City's Right-of-Way Design manual in a systematic, consistent, and sustainable way. A recent past update cycle will be described and summarized at a high level followed by the presentation of the steps pertaining to the next update cycle expected to be finalized in 2027.

**Operational Strategy and Administrative Committee**

<b>Committee Members</b> (Chair) Anders Ibsen, CM Bushnell, CM Scott, and CM Walker Alternate: CM Hines Executive Liaison: Ben Thurgood		2nd and 4th Fridays of the month 10:30am Zoom and TMB 243	<b>CBC Assignments</b> • Comission on Elected Salaries
<b>Date</b>	<b>Topic(s)</b>	<b>Presenter(s)</b>	<b>Description</b>
June 12, 2026	Council Rules	Ben Thurgood	
	Council Staffing	Ben Thurgood	
June 26, 2026	Role of the Deputy Mayor		
July 10, 2026	City Manager Workplan Quarterly Check in		