



WEEKLY REPORT TO THE CITY COUNCIL

January 29, 2026

Members of the City Council
City of Tacoma, Washington

Dear Mayor and Council Members:

ITEMS OF INTEREST

1. Interim City Manager Hyun Kim provides the attached document outlining progress on the **City Manager's expectations and workplan**.
2. Interim Public Works Director Kurtis Kingsolver provides the attached **Quarterly Public Works Engineering Capitol Projects memorandum**.
3. City-funded Temporary and Emergency Shelter Performance: The City posts weekly information about its Temporary and Emergency Shelter locations including current census, number of available beds, and exits to housing. **This information can be found at: <https://cms.tacoma.gov/ncs/weeklydataupdate.pdf> and is updated weekly.**
Pierce County Human Services also uses the Homeless Management Information System to report daily availability throughout Pierce County. This information can be found at: <https://www.piercecountywa.gov/8220/Homeless-Emergency-Shelter-Availability> and shows the available beds open at shelters and is updated Monday - Friday by 10:00 a.m.
4. RAIN Center Seasonal Shelter: **The City of Tacoma and Tacoma Rescue Mission (TRM) have partnered together to open an additional temporary seasonal shelter in the City of Tacoma.** Tacoma Rescue Mission will operate a shelter at the RAIN Center (2304 Jefferson Ave) starting on **February 1, 2026, until the end of April 2026. This shelter will provide 65 beds during regular operation and 15 additional beds during Inclement weather activations. The site will serve residents with 24 hours services include days services and access to food.** The program will also provide transportation for additional services to TRM main campus and the YMCA for showers.
5. Point in Time Count (PIT): **The 2026 Point in Time Count will be conducted on January 29 - 30, 2026, and data from this count is critical to local planning and funding for homelessness services.** During the Count volunteers interview people experiencing homelessness to find out information that will help us understand trends and learn more about community needs. The PIT includes both shelter and unsheltered individuals, helping to assess the overall scope of homelessness.

To support this effort, the City paused encampment removals from public property and rights of way two weeks prior to the PIT count, and the City will pause removals for one week following the PIT count. Encampment removals will resume the week of February 9, 2026. The City may still perform removals even during a pause when encampments are obstructing the right of way or rise to the condition of an immediate hazard.

6. Encampment Outreach: For the week of **January 19 - 23, 2026**, the HEAL team visited **19 locations**. This resulted in **32 (5 new, and 27 repeat)** individuals contacted and referred to community services; 1 individual accepted shelter placement. This information can be found at: [HEAL Team Engagement Dashboard | Tacoma Open Data](#).
7. Tacoma Interim Police Chief Jackson provides the attached **Weekly Crime Report for the week ending on January 25, 2026**.
8. Please see the attached City of Tacoma **Weekly Meeting Schedule**.
9. City Manager's Office Constituent Relations Analyst Karyssa Mathison provides the attached **Constituent Intake Report**.
10. Amy Clancy, Media and Communications Director shares the "**Good News**" below.
 - Paving on North 39th & North 41st Streets: Between Mason and Stevens Street is wrapping up! Citywide, we've already restored over 5,600 residential blocks and are on pace to complete more than 6,000 as part of Tacoma's Residential Restoration Program! This work is made possible by our amazing crews and your Streets Initiative I investment. Learn more about our progress at tacomastreetinitiative.org.
 - Tacoma Mayor Anders Ibsen joined U.S. Senator Patty Murray, [Tacoma Public Utilities](#) (TPU) Director Jackie Flowers, TPU Board Chair John O'Loughlin, and the Muckleshoot Tribe to highlight a critical **\$190 million federal investment in our infrastructure**. The US Army Corps of Engineers will now have the funding to keep a project on track at Howard Hanson Dam that will improve salmon restoration efforts, enhance our long-term water security, and reduce flooding risk. While located outside of Tacoma and fed by the Green River, the Howard Hanson Dam plays a critical role in providing a steady supply of water to Tacoma. We're excited for the upgrades this vital piece of infrastructure will see!
 - An update on **the City Manager recruitment process** was provided during the January 27, 2026, City Council meeting. Community Members had the opportunity for public comment on the recruitment process following the presentation. If you missed the presentation or were unable to attend, a recording of the Council meeting and presentation can be found here: [City Council Meetings | City of Tacoma](#).

- Congratulations to the **28 local organizations that received funding** to organize free public events in 2026! The City of Tacoma's Events and Recognitions Committee (CERC) recently approved \$90,000 in funding to help cover direct costs for these events. It's money that is directly reinvested in our community from a tax on food & beverages at events at the Tacoma Dome and Greater Tacoma Convention Center.
- Important reminder from [Tacoma Mobility](#) to leave 20 feet between your car and an intersection, and 30 feet if the intersection includes a stop sign, yield sign, or traffic light. This improves visibility for pedestrians and drivers and helps keep us all safe.

STUDY SESSION / WORK SESSION

11. The City Council Study Session of Tuesday, February 3, 2026, will be conducted as a hybrid meeting. This meeting can be attended in-person at the Tacoma Municipal Building, Council Chambers, located at 747 Market Street on the 1st floor or be heard by dialing (253) 215 – 8782 or through Zoom at: www.zoom.us/j/89496171192 and entering the meeting ID 894 9617 1192; passcode 89659 when prompted. This meeting will be broadcast on TV Tacoma.

Discussion items will include: **Other Items of Interest:** (1) **City Manager Recruitment – Recommended Community Interview Panelists**; (2) **Council Rules and Procedures**; (3) **Council Action Memorandum – Seahawks Commemorative Flag Raising**; (4) **Letter to the Federal Delegation**; (5) **Homeless Strategy Update**; (6) **Tacoma Venues and Events Department Overview**; (7) **Committee Reports**; (8) **Agenda Review & City Manager's Weekly Report**.

Under other items of interest, the following items will be discussed:

- **City Manager Recruitment – Recommended Community Interview Panelists**
[Mayor and Council Members]
- **Council Rules Policy Discussion** [Mayor Ibsen]
- **Council Action Memorandum – Seahawks Commemorative Flag Raising**
[Mayor Ibsen]
- **Letter to Federal Delegation** - A letter from the City Council to the Federal Legislative Delegation regarding accountability, oversight, and federal law enforcement reform.
[Mayor Ibsen]

On our fifth agenda item, staff from **Neighborhood and Community Services** will provide an update on the **City of Tacoma's Homeless Strategy**.

On our sixth agenda item, staff from **Tacoma Venues and Events** will be provide a departmental overview.

12. The updated **Tentative City Council Forecast and Consolidated Standing Committee Calendars** are attached for your information.

MARK YOUR CALENDARS

- Mayor Ibsen Offsite Office Hour - Wednesday, February 4, 2026, 10:00 a.m. - 11:15 a.m., SoFi's Corner, 6450 Tacoma Mall Blvd.
- Enjoy a winter family outing with a [Parks Tacoma Northwest Trek Wildlife Park](#) Keeper tour! Check out this Tacoma Report for a preview of all the adorable animals you'd get to see up close, including a "food motivated" moose (we can all relate). Book at <https://www.nwtrek.org/visit/tours/keeper-adventure-tours/>.
- Office of Minority & Women's Business Enterprises (OMWBE) Certification 201 Workshop on February 12, 2026: February 12, 2026, 9:00 a.m. – 11:00 a.m., Tacoma Municipal Building (747 Market St., Room 243) or virtually. As part of its ongoing work to address disparities for historically underutilized businesses owned by minority, women, and socially and economically disadvantaged individuals, the City of Tacoma's Equity in Contracting (EIC) Program is partnering with the Washington State Office of Minority & Women's Business Enterprises (OMWBE). Participants will have an opportunity to start or complete their OMWBE application to become a certified business, and are encouraged to bring the following items:
 - Laptop or electronic device and
 - Financial statements and any paperwork required for the certification process

Event details are available at makeittacoma.com/events. Community members with questions or requests to receive information in an alternate format can contact Linda Cerna at lcerna@cityoftacoma.org or (253) 453-9488.

In service,

Allyson Griffith

Allyson Griffith
Deputy City Manager

AG: ram

Interim City Manager Expectations

1. Assisting Council with Policy Making Role

Description/Behaviors

Accurate and timely information, alternatives, and recommendations; support of strategic goals; concise written and verbal communications; timely follow—up; future-focused, advanced planning.

Expectations

Set the expectation with City staff of helping Council Members make progress or move forward with a particular idea by asking additional questions, providing context, and helping to chart a clear path forward.

Workplan

● On Track ● At Risk ● Delayed ● New

Expected Outcome	Outcome/Update	Status
Council Onboarding Q4 2025 → Updated processes, structures and materials to provide new City Council Members the information and resources they need to govern effectively.	Refined onboarding manual and briefings for Mayor and Councilmembers. CI Staff in coordination with CMO/Council staff working to refine SharePoint page along with “just in time trainings and references for elected officials.	●
Council onboarding materials available end of year, along with budget and departmental overviews in Q1 2026.	Workplan item is continuous as we complete departmental presentations and briefings with the full Council this first quarter. The team has expanded into several areas that I can outside of the work areas prior to the workplan adoption and after.	●
Developing a feedback mechanism for Council to measure effectiveness in 2026. ●		
Expansion Areas		
OSAC Council Staffing Initiative <ul style="list-style-type: none"> Preliminary insights related to Council’s support needs and bodies of work performed by Council staff delivered to OSAC in Q4 2025. Continued analysis in process leading to the development of a 2027-2028 budget proposal via OSAC in Q2 2026. 		●
Improved Alignment and Administration of Council’s Committees, Boards, and Commissions (Alignment with CVS direction) <ul style="list-style-type: none"> Clerk’s office – CBC Manual Update Q1 – Q2 2026 – Analysis of CBC administrative requirements and processes. 		●
Management Fellow Program Analysis <ul style="list-style-type: none"> Project to ensure administrative continuity for the programs supported by the fellowship while providing a more streamlined and intentional development experience for management fellows. 		●
OSAC Council Rules Update (CAMS, CCRs, Council Rules) <ul style="list-style-type: none"> Leadership by Ben Thurgood in support of this committee on possible council rule updates. 		●

2. Organizational Performance and Internal Administration

Description/Behaviors

Issue analysis and long-term solutions; periodic status reports; thorough knowledge of budgeting and financial management; cost control; timely and accurate financial reports; effective professional relationships with staff; clear expectations for staff performance; employee performance management.

Expectations

Develop a mechanism for gathering suggestions from all levels of City staff on policy issues or concerns that could lead to policy recommendations for Council consideration.

Create a revenue strategy roadmap that is clear with a well analyzed menu of new or adjusted revenue options, aligned with fiscal needs and community expectations.

Develop a no-deficit budget in line with the adopted 2025-2026 biennial framework, while addressing structural gaps without over reliance on one-time reductions. Proposed expenditure reduction options to come with the 2025-2026 mid-biennial review and modification.


Provide transparent, data-informed analysis to support Council in evaluating service levels, priorities, and potential service level tradeoffs.

Workplan

● On Track ● At Risk ● Delayed ● New

Expected Outcome	Outcome/Update	Status
Balanced Mid-Modification Budget October 2025 → Propose options to close structural gaps through service level planning based on transparent, data-informed analysis of tradeoffs. Expected Outcome: Mid-mod presentation in October. Start recovery planning efforts for 2027-2028 biennial budget in Q1-Q3 2026.	Complete. We balanced FY2026 with additional GF reductions (both one-time and ongoing).	●

<p>Revenue Strategy Roadmap Q4 2025 → Develop a clear, sequenced set of revenue options aligned with fiscal needs and community expectations.</p> <p>Expected Outcome: Draft sequence of revenue options for Council consideration to begin in Q4 2025.</p>	<p>Presented the revenue strategy on November 12, 2025 with an additional budget update on November 18th with presentations on Criminal Justice/Public Safety Sales Tax in December and January.</p> <ul style="list-style-type: none"> ▪ Wastewater/Stormwater System Development Charges ● ▪ Transportation Impact Fees (Both on the agenda for October 28th). ● ▪ Council adopted the Criminal Justice/Public Safety Sales tax on January 6, 2026 with the increase effective in April. ●
<p>Middle Housing Permitting Program Q1-Q4 2026 → Innovation in internal permitting process to improve efficiency and reduce friction in service delivery.</p> <p>Expected Outcome: Presentation to City Council Q4 2025 (Next Tuesday, October 21st) with pilot launch at the start of 2026. Check-in slated mid-year for City Council. Metrics for improvement in permitting will be ideally aligned along time reduction for permit review.</p>	<p>Presented and launched in December/January. Expanded concurrent process with TPU Water ●, ES, Public Works and PDS.</p> <ul style="list-style-type: none"> ▪ The Pilot program was publicly launched at the beginning of January, with communications via media, customer groups, and a program webpage. ▪ To facilitate the launch of this new, streamlined permit path, numerous organizational improvements were put in place, including dedicated permitting staff, permitting software enhancements, new communication materials, and internal service and authority adjustments. ▪ Planning & Development Services staff are actively receiving inquiries and having discussions with customers about potential pilot projects ▪ Planning & Development Services will be providing a program update to Council in mid-2026 (tentatively scheduled for a Study Session in June 2026)

Executive Transition and Recruitment Efforts Q4 2025 through Q2 2026 → Ensure Council is supported with executive recruitments, onboarding, and communication of leadership transitions Expected outcome: Council confirmation of numerous executive director positions through the next six months.	Human Resources Director	
	<ul style="list-style-type: none"> ▪ Council confirmed Linnaea Jablonski for appointment into the HR Director role on 12/9/2025. ▪ Director Jablonski's first day will be February 9, 2026. ▪ Robust HR onboarding as pilot for additional executive onboarding 	
	Neighborhood and Community Services Director	
	Public Works Department Leadership <ul style="list-style-type: none"> ▪ Recruitment in process ▪ Assistant PW Director, Transportation Engineer, Facilities Division Manager, etc. ▪ Public Works Director position posted with closing and initial review date of 2/9 	

3. Communication



Description/Behaviors




External - high quality, professional, accessible external communications and outreach; diverse and broad base of community stakeholders; dialogue about issues of concern; news/media relations.

Internal - provides regular updates to Council; shares information with all Council Members in a clear, timely, and concise manner; provides a clear understanding of next steps.

Expectations

 On Track
  At Risk
  Delayed
  New

Expected Outcome	Outcome/Update	Status
Weekly Report Continue to produce the Weekly Report, but develop, streamline and test alternative formats including by Council priority or specific topic each week.	Evolving existing processes to improve communications with Council and the public. Potential process improvement in Q3 2026.	
Financial Communications Continue transparent communication on the City's budget and all things that impact City finances. (City Manager's Report).	MCO continues to post Weekly Report on tacoma.gov and on City's social media making city data and news easily accessible	

External Communications Strengthen the City's external communication to better inform, engage and build trust with the public-building on the recent organization audit and improvements.	Tacoma Municipal Code updated platform coming soon "Tacoma in Action" video series Continues to build belief and trust in the City of Tacoma through consistent branding	
Public Comment Briefing Develop an after-action briefing on comments made by the public during community forum and public comment.	City Manager report is inclusive of constituent relations report to the City Council on ongoing matters including comments at council study session. Work still in progress on actual briefing mechanism.	
Emerging Issues Continue to look for ways to make Council and community aware of emerging issues.		

4. Council Initiatives: Strategies and Status

Description/Behaviors

Implements and actively monitors Council priorities and progress; engaged; provides sound recommendations.


Expectations

Develop a mechanism for regularly communicating (i.e., in one-on-one meetings) the work that is happening connected to Council priorities.

Continuing to advance and maintain progress on the 2025 prioritized initiatives and projects that the Council has previously invested in or identified as a high priority

Workplan

 On Track
 At Risk
 Delayed
 New

Expected Outcome	Outcome/Update	Status
Tacoma 2035 Q4 2025 → Future-focused, strategic planning lens for Council that aligns existing plans, including a process to adapt ongoing planning efforts annually.	Complete with Council adoption in January.	
Expected Outcome Presentation Q4 2025 with corresponding ownership by Council in 2026. Slated for early November.		

**Tacoma Rescue Mission (TRM)
Shelter Expansion**

Q3 2025 through end of 2026 →
Support our TRM partner to bring project online by leveraging federal pass-through funding to deliver expanded bed capacity by Q4 2026 in alignment with Council's priority initiative on homelessness.

The city was able to be responsive in a material construction matter that supported TRM in staying open through construction. Credit goes to the team led by Interim Director McLaurin and NCS.



Expected Outcome:

Timely communication to City Council and TRM on dynamic changes to federal funding.

**South Tacoma Tree Canopy
Enhancement Project**

Q4 2025 and beyond → Partner with Department of Ecology (DOE) on demonstration project ahead of Interlocal Agreement (ILA) to deploy new trees and de-paving programs in Tacoma.

ILA and pilot program still in the works. Expected project for end of 1Q 2026. Air quality monitoring launch this month.



Expected Outcome:

Established ILA with DOE and to be determined number of new trees planted in Q4 2025.



TO: Hyun Kim, Interim City Manager
Allyson Griffith, Deputy City Manager
FROM: Kurtis D. Kingsolver, P.E., Interim Public Works Director
Jack Niehuser, P.E., Public Works Engineering Division Manager
CC: Corey Newton, P.E., Assistant Public Works Director/City Engineer
SUBJECT: Public Works Engineering Capital Projects
DATE: January 26, 2026

Initial
kk

Initial
CEN

The Public Works Department is pleased to provide the attached update to our capital projects planning document. The purpose of this document is to provide additional information regarding funding, costs, and schedules for active capital projects within Public Works. Updates include changes to project schedules and funding, the addition of new projects, and deletion of projects that are complete. The document lists projects in categories according to work phase with projects in design listed first, followed by projects in advertisement, construction, and closeout. The update also includes Public Works support services for Tacoma Rail projects, Neighborhood and Community Services projects, Community and Economic Development projects, and others.

This project list is a result of the residents of Tacoma approving the Street Initiatives (Proposition No. 3 and Transportation Benefit District Proposition A) in November 2015 to fund additional maintenance and improvements to transportation infrastructure. The project funding sources include Propositions A and No. 3, other City funds, grants, gas tax, and City utility funds. Several of the projects are currently funded for design only with construction funding sources to be determined.

Please note this is a planning document that is subject to change as new funding becomes available and as progress is made on capital projects, whether it be in design and/or construction. Questions regarding this document can be addressed by Jack Niehuser, Public Works Engineering Division Manager, at 253-591-5538 or JNiehuser@cityoftacoma.org.

Attachment: Capital Projects Planning Document, January 2026

Public Works Engineering Capital Projects Funding, Cost and Schedule

CAPITAL PROJECTS	PROJECT MANAGER/ REAL EST SPEC	NOTES	TOTAL FUNDING	TOTAL PROJECTED COST	FUNDING SOURCES	CURRENT PHASE	TENTATIVE SCHEDULE	2026												2027																																																																																																																																																																																																																																																																																																																																																																																																																																																																																																																																																																																																																																																																																																																																																																																																																																																																																																																																																																																																																																																																																																																															
								Jan	Feb	Mar	Apr	May	Jun	Jul	Aug	Sep	Oct	Nov	Dec	Jan	Feb	Mar	Apr	May	Jun	Jul	Aug	Sep	Oct	Nov	Dec																																																																																																																																																																																																																																																																																																																																																																																																																																																																																																																																																																																																																																																																																																																																																																																																																																																																																																																																																																																																																																																																																																																				
Projects in Planning																																																																																																																																																																																																																																																																																																																																																																																																																																																																																																																																																																																																																																																																																																																																																																																																																																																																																																																																																																																																																																																																																																																																																			
1	Steward Middle School SRTS	Basel Kitmitto,	Received the award letter. Working on getting this project included in the STIP. This grant will need council approval which is anticipated February 2026.	\$2,486,000	\$2,486,000	REET - \$443,000 SRTS Grant - \$2,043,000 Fund 1065 - \$0	Planning	Planning Design DBDesign ROW AdAward Construction DBConst CloseOut Other	9/25 4/26 5/27 6/28 10/28	3/26 4/27 5/28 9/28 10/29	PL	PL	PL	D	D	D	D	D	D	D	D	D	D	D	D	D	D	D	D	D	D	D	D	D	D	D	D	D	D	D	D	D	D	D	D	D	D	D	D	D	D	D	D	D	D	D	D	D	D	D	D	D	D	D	D	D	D	D	D	D	D	D	D	D	D	D	D	D	D	D	D	D	D	D	D	D	D	D	D	D	D	D	D	D	D	D	D	D	D	D	D	D	D	D	D	D	D	D	D	D	D	D	D	D	D	D	D	D	D	D	D	D	D	D	D	D	D	D	D	D	D	D	D	D	D	D	D	D	D	D	D	D	D	D	D	D	D	D	D	D	D	D	D	D	D	D	D	D	D	D	D	D	D	D	D	D	D	D	D	D	D	D	D	D	D	D	D	D	D	D	D	D	D	D	D	D	D	D	D	D	D	D	D	D	D	D	D	D	D	D	D	D	D	D	D	D	D	D	D	D	D	D	D	D	D	D	D	D	D	D	D	D	D	D	D	D	D	D	D	D	D	D	D	D	D	D	D	D	D	D	D	D	D	D	D	D	D	D	D	D	D	D	D	D	D	D	D	D	D	D	D	D	D	D	D	D	D	D	D	D	D	D	D	D	D	D	D	D	D	D	D	D	D	D	D	D	D	D	D	D	D	D	D	D	D	D	D	D	D	D	D	D	D	D	D	D	D	D	D	D	D	D	D	D	D	D	D	D	D	D	D	D	D	D	D	D	D	D	D	D	D	D	D	D	D	D	D	D	D	D	D	D	D	D	D	D	D	D	D	D	D	D	D	D	D	D	D	D	D	D	D	D	D	D	D	D	D	D	D	D	D	D	D	D	D	D	D	D	D	D	D	D	D	D	D	D	D	D	D	D	D	D	D	D	D	D	D	D	D	D	D	D	D	D	D	D	D	D	D	D	D	D	D	D	D	D	D	D	D	D	D	D	D	D	D	D	D	D	D	D	D	D	D	D	D	D	D	D	D	D	D	D	D	D	D	D	D	D	D	D	D	D	D	D	D	D	D	D	D	D	D	D	D	D	D	D	D	D	D	D	D	D	D	D	D	D	D	D	D	D	D	D	D	D	D	D	D	D	D	D	D	D	D	D	D	D	D	D	D	D	D	D	D	D	D	D	D	D	D	D	D	D	D	D	D	D	D	D	D	D	D	D	D	D	D	D	D	D	D	D	D	D	D	D	D	D	D	D	D	D	D	D	D	D	D	D	D	D	D	D	D	D	D	D	D	D	D	D	D	D	D	D	D	D	D	D	D	D	D	D	D	D	D	D	D	D	D	D	D	D	D	D	D	D	D	D	D	D	D	D	D	D	D	D	D	D	D	D	D	D	D	D	D	D	D	D	D	D	D	D	D	D	D	D	D	D	D	D	D	D	D	D	D	D	D	D	D	D	D	D	D	D	D	D	D	D	D	D	D	D	D	D	D	D	D	D	D	D	D	D	D	D	D	D	D	D	D	D	D	D	D	D	D	D	D	D	D	D	D	D	D	D	D	D	D	D	D	D	D	D	D	D	D	D	D	D	D	D	D	D	D	D	D	D	D	D	D	D	D	D	D	D	D	D	D	D	D	D	D	D	D	D	D	D	D	D	D	D	D	D	D	D	D	D	D	D	D	D	D	D	D	D	D	D	D	D	D	D	D	D	D	D	D	D	D	D	D	D	D	D	D	D	D	D	D	D	D	D	D	D	D	D	D	D	D	D	D	D	D	D	D	D	D	D	D	D	D	D	D	D	D	D	D	D	D	D	D	D	D	D	D	D	D	D	D	D	D	D	D	D	D	D	D	D	D	D	D	D	D	D	D	D	D	D	D	D	D	D	D	D	D	D	D	D	D	D	D	D	D	D	D	D	D	D	D	D	D	D	D	D	D	D	D	D	D	D	D	D	D	D	D	D	D	D	D	D	D	D	D	D	D	D	D	D	D	D	D	D	D	D	D	D	D	D	D	D	D	D	D	D	D	D	D	D	D	D	D	D	D	D	D	D	D	D	D	D	D	D	D	D	D	D	D	D	D	D	D	D	D	D	D	D	D	D	D	D	D	D	D	D	D	D	D	D	D	D	D	D	D	D	D	D	D	D	D	D	D	D	D	D	D	D	D	D	D	D	D	D	D	D	D	D	D	D	D	D	D	D	D	D	D	D	D	D	D	D	D	D	D	D	D	D	D	D	D	D	D	D	D	D	D	D	D	D	D	D	D	D	D	D	D	D	D	D	D	D	D	D	D	D	D	D	D	D	D	D	D	D	D	D	D	D	D	D	D	D	D	D	D	D	D	D	D	D	D	D	D	D	D	D	D	D	D	D	D	D	D	D	D	D	D	D	D	D	D	D	D	D	D	D	D	D	D	D	D	D	D	D	D	D	D	D	D	D	D	D	D	D	D	D	D	D	D	D	D	D	D	D	D	D	D	D	D	D	D	D	D	D	D	D	D	D	D	D	D	D	D	D	D	D	D	D	D	D	D	D	D

Public Works Engineering Capital Projects Funding, Cost and Schedule

CAPITAL PROJECTS		PROJECT MANAGER/ REAL EST SPEC	NOTES	TOTAL FUNDING	TOTAL PROJECTED COST	FUNDING SOURCES	CURRENT PHASE	TENTATIVE SCHEDULE		2026												2027														
										Jan	Feb	Mar	Apr	May	Jun	Jul	Aug	Sep	Oct	Nov	Dec	Jan	Feb	Mar	Apr	May	Jun	Jul	Aug	Sep	Oct	Nov	Dec			
3	CHANCE South 38th and Alaska	Josh Lauer,	Public Works received \$800,000 in 2025/26 capital budget to rebuild the traffic signal at S. 38th and Alaska. Kickoff meeting scheduled for Q1 2026.	\$800,000	\$800,000	Misc. - \$800,000	Planning	Planning	6/25	1/26	PL	D	D	D	D	D	D	D	D	D	D	D	D	D	D	Ad	Ad	Ad	Ad	CN	CN	CN	CN	CN	CO	CO
Design								2/26	12/26																											
DBDesign																																				
ROW																																				
AdAward								1/27	4/27																											
Construction								5/27	9/27																											
DBConst																																				
CloseOut								10/27	11/27																											
Other																																				
9	Tacoma Dome Access Improvement	PM TBD,	The agreement with Sound Transit is anticipated to be finalized in Q1–Q2 2026. The project is currently in the planning phase, with design expected to begin in early 2027.	\$17,000,000	\$17,000,000	Sound Transit - \$17,000,000	Planning	Planning	1/26	12/26	PL	PL	PL	PL	PL	PL	PL	PL	PL	PL	PL	PL	PL	PL	PL	D	D	D	D	D	D	D	D	D	D	D
Design								1/27	1/28																											
DBDesign																																				
ROW																																				
AdAward																																				
Construction																																				
DBConst																																				
CloseOut																																				
Other																																				

[illegible]

2	Schuster Parkway Trail	Basel Kitmitto, Survey is completed. Working on finalizing the 10% basis of design and scheduling the stakeholders meeting with the community. Geotech still in progress anticipated being completed Spring 2026.	\$19,100,000	\$115,000,000	Misc. - \$15,000,000 Fund 1085 - \$100,000 Connecting WA - \$4,000,000	Design	Planning Design DBDesign ROW AdAward Construction DBConst CloseOut Other	11/21 1/23	10/22 6/27	D D
---	------------------------	--	--------------	---------------	--	--------	--	---------------	---------------	---

3	Tacoma I-5 Crossing Improvements	Basel Kitmitto, Fehr Peers has been selected as the consultant in the process of negotiations and executing the contract.	\$2,025,000	\$2,025,000	REET - \$400,000 General Fund - \$200,000 Fund 1060 MVFT - \$125,000 Misc. - \$1,300,000	Design	Planning	4/23	8/24																								
							Design	9/24	12/27																								
							DBDesign																										
							ROW																										
							AdAward																										
							Construction																										
							DBConst																										
							CloseOut																										

4	Puyallup Avenue: S C St to City limits	Charla Kinlow, Design submitted to consultant for 90% QA/QC. Active coordination efforts with various stakeholders such as BNSF, Transit Agencies, Fife, and others. Kicking of preliminary ROW activities and consultant preparing ROW Plans.	\$33,360,000	\$33,360,000	Misc. - \$9,000,000 PSRC Fed - \$13,900,000 PSRC Fed - \$5,460,000 Fund 1085 - \$2,500,000 FHWA (STP) - \$2,162,500 Fund 1085 - \$337,500	Design	Planning Design DBDesign ROW AdAward Construction DBConst CloseOut Other	1/21 3/22 7/25 2/27 6/27	5/21 6/26 1/27 5/27 12/30	D D D D D D	RW RW RW RW RW RW	RW RW RW RW RW RW	RW RW RW RW RW RW	RW RW RW RW RW RW	Ad Ad Ad Ad	CN CN CN CN CN CN
---	--	--	--------------	--------------	--	--------	--	--	---	----------------------------	----------------------------------	----------------------------------	----------------------------------	----------------------------------	----------------------	----------------------------------

Public Works Engineering Capital Projects Funding, Cost and Schedule

CAPITAL PROJECTS	PROJECT MANAGER/ REAL EST SPEC	NOTES	TOTAL FUNDING	TOTAL PROJECTED COST	FUNDING SOURCES	CURRENT PHASE	TENTATIVE SCHEDULE			2026												2027												
										Jan	Feb	Mar	Apr	May	Jun	Jul	Aug	Sep	Oct	Nov	Dec	Jan	Feb	Mar	Apr	May	Jun	Jul	Aug	Sep	Oct	Nov	Dec	
5	Tacoma Tideflats- Port of Tacoma Strategic Emergency Response/ITS Improvements	Charla Kinlow, Work on the planning phase is underway, building on previous studies. The project is currently advancing design to a 90% PS&E package by March 2026. An application for the NHFP grant is planned for February 2026.	\$1,250,000	\$1,250,000	NHFP - \$1,000,000 Fund 1085 - \$250,000	Design	Planning Design DBDesign ROW AdAward Construction DBConst CloseOut Other	6/23	6/26																									
6	S 11th St & Earnest S Brazil: Protected Bike Lane Couplet	Charla Kinlow, Design currently in 60% constructability review period. Coordination with HSIP 11th & Sprague and S 11th St Preservation projects.	\$1,956,331	\$1,956,131	PSRC Fed - \$1,425,356 Fund 1085 - \$388,420 PSRC Fed - \$142,555	Design	Planning Design DBDesign ROW AdAward Construction DBConst CloseOut Other	1/24 10/24	9/24 5/26																									
7	Portland Avenue Vision Zero Improvements: East 27th Street to East 56th Street	Charla Kinlow, Psomas has been selected as the design consultant for the project. The consultant contract has been approved by Council, and the team is currently in the process of scheduling a kickoff meeting with the project team.	\$2,524,200	\$2,490,000	PSRC Fed - \$2,153,850 Fund 1085 - \$370,350	Design	Planning Design DBDesign ROW AdAward Construction DBConst CloseOut Other	1/24 10/24	9/24 3/27																									
8	2023 National Highway System- South 11th Street	Charla Kinlow, Currently in 60% constructability review period. Coordination with Pierce Transit on bus stop updates. Coordination with HSIP 11th & Sprague and S 11th St & Earnest S Brazil Bike Couplet projects.	\$3,227,000	\$3,227,000	NHFP - \$3,163,000 Fund 1085 - \$64,000	Design	Planning Design DBDesign ROW AdAward Construction DBConst CloseOut Other	1/24 11/24	10/24 5/26																									
9	East 64th Phase 3 (Portland to City limits)	Chris Storey, Project submitted for the 30% constructability review, design shelved until 2026.	\$200,000	\$200,000	Fund 1085 - \$200,000	Design	Planning Design DBDesign ROW AdAward Construction DBConst CloseOut Other	12/23	12/26																									
10	Fishing Wars Memorial Bridge B - E	Chris Storey, Currently the design team is working with stakeholders to collect information regarding alternative selection criteria. Selection of a preferred alternative is anticipated in January 2026. Survey work is ongoing in the project area.	\$9,500,000	\$280,000,000	General Fund - \$500,000 BRAC - \$9,000,000	Design	Planning Design DBDesign ROW AdAward Construction DBConst CloseOut Other	1/23 4/24	3/24 12/26																									

Public Works Engineering Capital Projects Funding, Cost and Schedule

CAPITAL PROJECTS		PROJECT MANAGER/ REAL EST SPEC	NOTES	TOTAL FUNDING	TOTAL PROJECTED COST	FUNDING SOURCES	CURRENT PHASE	TENTATIVE SCHEDULE		2026												2027														
										Jan	Feb	Mar	Apr	May	Jun	Jul	Aug	Sep	Oct	Nov	Dec	Jan	Feb	Mar	Apr	May	Jun	Jul	Aug	Sep	Oct	Nov	Dec			
11 CH AN GE	Streets Initiative #28 (Between Foss & Middle Waterway)	Clara Dubow,	Construction for this project has been delayed until 2027. A 90% constructability review is anticipated in the near term; however, the project is on pause until staffing resources become available.	\$2,871,943	\$2,871,943	Fund 1085 - \$532,608 Fund 1085 - \$2,339,335	Design	Planning	11/23	12/26	D	D	D	D	D	D	D	D	D	D	D	D	D	D	Ad	Ad	Ad	Ad	CN	CN	CN	CN	CN	CN	CN	CO
								Design																												
								DBDesign																												
								ROW																												
								AdAward																												
								Construction																												
								DBConst																												
								CloseOut																												
								Other																												
12 CH AN GE	34th Street Bridge Deck Repair and Seismic Retrofit	Clara Dubow,	60% review in process now exeltech incorporating comments. Waiting on WSDOT for scope change.	\$8,220,000	\$8,220,000	BRAC - \$7,220,000 Fund 1085 - \$1,000,000	Design	Planning	5/23	6/26	D	D	D	D	D	D	Ad	Ad	Ad	Ad	CN	CN	CN	CN	CN	CN	CN	CO	CO							
								Design																												
								DBDesign																												
								ROW																												
								AdAward																												
								Construction																												
								DBConst																												
								CloseOut																												
								Other																												
13 CH AN GE	East Lincoln Bridge Improvements	Clara Dubow,	NEPA in process with WSDOT. Currently design to 100% bid ready documents by March 2026. Anticipate construction suspension to procure the material needed for construction.	\$1,230,000	\$1,230,000	BRAC - \$1,220,000 Fund 1085 - \$10,000	Design	Planning	2/23	10/24	D	D	D	D	D	Ad	Ad	Ad	Ad	CN	CN	CN	CN	CN	CN	CO	CO									
								Design																												
								DBDesign																												
								ROW																												
								AdAward																												
								Construction																												
								DBConst																												
								CloseOut																												
								Other																												
14	McKinley Ave ITS and Signal Coordination	Clara Dubow,	Survey completed, design progressing to 30%. ROW being confirmed to determine if this project will require a ROW Phase.	\$472,926	\$465,300	PSRC Fed - \$195,000 Fund 1085 - \$70,300 PSRC Fed - \$207,626	Design	Planning	1/24	9/24	D	D	D	D	D	RW																				
								Design																												
								DBDesign																												
								ROW																												
								AdAward																												
								Construction																												
								DBConst																												
								CloseOut																												
								Other																												
15 CH AN GE	South 48th Street Bridge (Seismic Bridge)	Clara Dubow,	Designing to 100% anticipated to be completed February 2026. Anticipate construction suspension to procure the material needed for construction.	\$1,101,000	\$1,101,000	PSRC Fed - \$1,096,000 Fund 1085 - \$5,000	Design	Planning	2/24	5/26	D	D	D	D	D	Ad	Ad	Ad	Ad	CN	CN	CN	CO	CO												
								Design																												
								DBDesign																												
								ROW																												
								AdAward																												
								Construction																												
								DBConst																												
								CloseOut																												
								Other																												
16 CH AN GE	Pedestrian Accessibility 2/ADA Curb Ramps	Clara Dubow,	Kick off meeting completed. Project charter being finalized and survey to be requested.	\$1,730,000	\$1,730,000	- Misc. - \$730,000 Misc. - \$500,000 Misc. - \$500,000	Design	Planning	7/25	9/25	D	D	D	D	D	D	D	D	D	Ad	Ad	Ad	Ad	Ad	CN	CN	CN	CN	CN	CN	CN	CN	CO	CO		
								Design																												
								DBDesign																												
								ROW																												
								AdAward																												
								Construction																												
								DBConst																												
								CloseOut																												
								Other																												
17	Curb Ramp Inventory	Gail Himes,	Working with staff to identify locations to combine with an existing project in design. Working on scheduling a kickoff meeting.	\$700,000	\$700,000	Misc. - \$700,000	Design	Planning	7/25	9/25	D		Ad	Ad	Ad	Ad	CN	CN	CN	CN	CN	CN	CN	CO	CO											
								Design																												
								DBDesign																												
								ROW																												
								AdAward																												
								Construction																												
								DBConst																												
								CloseOut																												
								Other																												

Public Works Engineering Capital Projects Funding, Cost and Schedule

[illegible]

Public Works Engineering Capital Projects Funding, Cost and Schedule

[illegible]

Public Works Engineering Capital Projects Funding, Cost and Schedule

CAPITAL PROJECTS		PROJECT MANAGER/ REAL EST SPEC	NOTES	TOTAL FUNDING	TOTAL PROJECTED COST	FUNDING SOURCES	CURRENT PHASE	TENTATIVE SCHEDULE		2026												2027											
										Jan	Feb	Mar	Apr	May	Jun	Jul	Aug	Sep	Oct	Nov	Dec	Jan	Feb	Mar	Apr	May	Jun	Jul	Aug	Sep	Oct	Nov	Dec
4 <div>CH AN GE</div>	Sandy Williams - Pedestrian Mobility & Safety Improvements at South 56th St and Pacific Ave	Clara Dubow,	Project designing final 100% PSE package. Contamination testing currently completed. ROW Plan completed. In the ROW phase.	\$675,000	\$782,000	Misc. - \$10,000 PSRC Fed - \$650,000 Fund 1085 - \$15,000	ROW	Planning	1/24	7/24	RW	RW	Ad	Ad	Ad	Ad	CN	CN	CN	CN	CO	CO											
								Design	8/24	6/25																							
								DBDesign																									
								ROW	11/24	2/26																							
								AdAward	3/26	6/26																							
								Construction	7/26	10/26																							
								DBConst																									
								CloseOut	11/26	12/26																							
Other																																	
5 <div>CH AN GE</div>	East Portland Ave: 64th - 72nd Overlay	Josh Lauer,	Project being designed to 100%. ROW Plans finalized for WSDOT, project currently in ROW Phase which is anticipated to be completed by the end of 2026.	\$1,712,881	\$1,712,881	PSRC Fed - \$750,000 Fund 1085 - \$300,000 REET - \$500,000 PSRC Fed - \$57,642 Fund 1085 - \$105,239	ROW	Planning			RW	RW	RW	RW	Ad	Ad	Ad	Ad	CN	CN	CN	CN	CN	CN	CO	CO							
								Design	3/23	6/24																							
								DBDesign																									
								ROW	1/24	4/26																							
								AdAward	5/26	8/26																							
								Construction	9/26	2/27																							
								DBConst																									
								CloseOut	3/27	4/27																							
Other																																	

[illegible]

Projects in Construction

[illegible]

Public Works Engineering Capital Projects Funding, Cost and Schedule

CAPITAL PROJECTS	PROJECT MANAGER/ REAL EST SPEC	NOTES	TOTAL FUNDING	TOTAL PROJECTED COST	FUNDING SOURCES	CURRENT PHASE	TENTATIVE SCHEDULE			2026												2027											
										Jan	Feb	Mar	Apr	May	Jun	Jul	Aug	Sep	Oct	Nov	Dec	Jan	Feb	Mar	Apr	May	Jun	Jul	Aug	Sep	Oct	Nov	Dec
4 CHANGE	Prairie Line Trail Phase II	Clara Dubow, Troy Stevens	In construction anticipated to be physically completed March 2026. Waiting on good weather to complete striping and waiting on streetlight connection. Ribbon Cutting scheduled for Spring 2026.	\$11,767,882	\$11,176,882	Misc. - \$30,000 Fund 1085 - \$343,160 REET - \$980,896 Fund 1060 MVFT - \$179,326 Fund 1065 - \$337,000 Fund 1085 - \$4,275,000 FHWA (STP) - \$5,622,500 -	Construction	Planning Design DBDesign ROW AdAward Construction DBConst CloseOut Other	4/15 5/18 5/18 10/22 5/23 10/23 11/23 2/26 3/26 4/26	CN	CN	CO	CO																				
5	Site Reclamation	Clara Dubow,	As needed staff will install fencing and boulders within the city ROW.	\$500,000	\$500,000	Misc. - \$500,000	Construction	Planning Design DBDesign ROW AdAward Construction DBConst CloseOut Other	1/25 12/26	CN	CN	CN	CN	CN	CN	CN	CN	CN	CN	CN	CN	CN											
6	Links to Opportunity (TOD) Streetscape ROW & Construction	Jon Kulju,	LTO 3 is still under construction and awaiting artwork.LTO 5 construction complete.LTO 1 is currently in the construction phase.LTO 4 is scheduled to advertise in February 2026.LTO 2 is schedule to advertise Summer 2026.	\$17,812,000	\$17,812,000	Fund 1085 - \$3,000,000 Misc. - \$32,000 Misc. - \$2,500,000 Fund 1085 - \$820,000 Misc. - \$2,000,000 Misc. - \$3,500,000 REET - \$4,000,000 Dept. Com. (St) - \$1,960,000	Construction	Planning Design DBDesign ROW AdAward Construction DBConst CloseOut Other	9/19 2/23 9/19 9/22 3/23 6/23 7/23 2/27	CN	CN	CN	CN	CN	CN	CN	CN	CN	CN	CN	CN	CN	CN	CN									
7	6th Avenue Pedestrian Crossing Safety Improvements	Jon Kulju,	In Construction.	\$7,423,163	\$7,353,972	Fund 1085 - \$1,200,000 Fund 1065 - \$139,211 Fund 1085 - \$1,810,001 HSIP - \$3,067,424 Fund 1085 - \$401,500 REET - \$805,027	Construction	Planning Design DBDesign ROW AdAward Construction DBConst CloseOut Other	5/19 8/19 9/19 2/25 10/21 4/24 3/25 6/25 7/25 4/26 5/26 6/26	CN	CN	CN	CN	CO	CO																		
8	Sheridan Arterial Improvements Phase 1 (64th - 72nd)	Jon Kulju,	Roadway grading and preparation are underway on the north side of 68th & Sheridan, with curb and gutter work to follow. Signal work is occurring at 72nd & Sheridan, along with landscaping improvements on Sheridan. All below-ground work has been completed.	\$7,854,332	\$7,854,332	TIB - \$3,560,000 Fund 1085 - \$3,894,332 REET - \$400,000 -	Construction	Planning Design DBDesign ROW AdAward Construction DBConst CloseOut Other	12/22 9/24 8/23 12/24 1/25 4/25 5/25 6/26 7/26 8/26	CN	CN	CN	CN	CN	CN	CO	CO																
9	East Portland Ave (E 56th St – E 64th St)	Josh Lauer,	In suspension, Site work to commence in February 2026.	\$2,422,169	\$2,422,000	Fund 1085 - \$265,000 REET - \$554,000 NHFP - \$1,603,169 -	Construction	Planning Design DBDesign ROW AdAward Construction DBConst CloseOut Other	12/21 8/22 9/22 8/25 4/23 3/25 9/25 12/25 11/25 6/26 7/26 8/26	CN	CN	CN	CN	CN	CN	CO	CO																

Public Works Engineering Capital Projects Funding, Cost and Schedule

CAPITAL PROJECTS	PROJECT MANAGER/ REAL EST SPEC	NOTES	TOTAL FUNDING	TOTAL PROJECTED COST	FUNDING SOURCES	CURRENT PHASE	TENTATIVE SCHEDULE			2026												2027												
										Jan	Feb	Mar	Apr	May	Jun	Jul	Aug	Sep	Oct	Nov	Dec	Jan	Feb	Mar	Apr	May	Jun	Jul	Aug	Sep	Oct	Nov	Dec	
10 CHANGE	Asphalt Plant Chip Seal Tank	Josh Lauer,	Mechanical piping and electrical work through January and February.	\$1,997,000	\$1,997,000	Street Ops - \$1,997,000	Construction	Planning	2/22	2/24	CN	CN	CO	CO																				
								Design																										
								DBDesign																										
								ROW																										
								AdAward																										
								Construction																										
								DBConst																										
								CloseOut																										
Other																																		
11	Sidewalk Maintenance Program	Samuel Lewis,	The 2025/2026 Capital Sidewalk Program budget is \$2,400,000. The 2024/2025 Low- Income budget is \$1,200,000. Construction is scheduled to began on October 2025 and scheduled to be completed May 2026.	\$3,600,000	\$3,600,000	Fund 1060 MVFT - \$1,200,000 Fund 1060 MVFT - \$2,400,000	Construction	Planning	10/25	5/26	CN	CN	CN	CN	CN	O	O	O	O	O	O	O	O											
								Design																										
								DBDesign																										
								ROW																										
								AdAward																										
								Construction																										
								DBConst																										
								CloseOut																										
Other																																		
12	6th Avenue (Titlow) & 19th Street Rail Crossings	Veronichah Munyao,	In construction phase.	\$4,571,407	\$4,571,407	REET - \$500,000 Fund 1060 MVFT - \$95,457 Fund 1085 - \$560,000 WSDOT Grant - \$1,755,950 Fund 1065 - \$510,000 Misc. - \$1,150,000	Construction	Planning	12/24	4/25	CN	CN	CO	CO																				
								Design																										
								DBDesign																										
								ROW																										
								AdAward																										
								Construction																										
								DBConst																										
								CloseOut																										
Other																																		
13	Streets Initiative #30 (S Tacoma near & including Railroad St)	Veronichah Munyao,	In the process of scheduling a pre- construction meeting February 2026.	\$6,147,196	\$6,147,196	Fund 1085 - \$4,000,000 Misc. - \$2,147,196	Construction	Planning	5/20	8/25	CN	CN	CN	CN	CN	CN	CN	CN	CN	CN	CN	CN	CN	CO	CO									
								Design																										
								DBDesign																										
								ROW																										
								AdAward																										
								Construction																										
								DBConst																										
								CloseOut																										
Other																																		
Projects in Close Out																																		
1	Tac Spur Stadium SB & NB Ramps	Basel Kitmitto,	Physically completion attained. Working on Pre final payment with the contractor.	\$5,483,500	\$5,483,500	Misc. - \$10,000 BRAC - \$5,433,500 Fund 1085 - \$40,000	Close Out	Planning	10/21	5/22	CO																							
								Design																										
								DBDesign																										
								ROW																										
								AdAward																										
								Construction																										
								DBConst																										
								CloseOut																										
Other																																		
2	J Street Bicycle Boulevard	Charla Kinlow,	Waiting on Art Mural from the Art Department, installation scheduled for Spring 2026.	\$5,886,044	\$5,886,044	Misc. - \$300,000 TAP Grant - \$2,500,000 Fund 1085 - \$1,911,044 Fund 1085 - \$1,150,000 Fund 1085 - \$25,000	Close Out	Planning	11/22	10/23																								
								Design																										
								DBDesign																										
								ROW																										
								AdAward																										
								Construction																										
								DBConst																										
								CloseOut																										
Other																																		
3 CHANGE	East 64th Phase 2 (McKinley to Portland)	Chris Storey,	Physically complete.	\$10,093,000	\$10,093,000	TIB - \$450,000 REET - \$3,478,000 Fund 1085 - \$665,000 TIB - \$4,000,000 Fund 1085 - \$1,500,000	Close Out	Planning	1/21	12/22	CO																							
								Design																										
								DBDesign																										
								ROW																										
								AdAward																										
								Construction																										
								DBConst																										
								CloseOut																										
Other																																		

Public Works Engineering Capital Projects Funding, Cost and Schedule

CAPITAL PROJECTS	PROJECT MANAGER/ REAL EST SPEC	NOTES	TOTAL FUNDING	TOTAL PROJECTED COST	FUNDING SOURCES	CURRENT PHASE	TENTATIVE SCHEDULE			2026												2027													
										Jan	Feb	Mar	Apr	May	Jun	Jul	Aug	Sep	Oct	Nov	Dec	Jan	Feb	Mar	Apr	May	Jun	Jul	Aug	Sep	Oct	Nov	Dec		
4	McKinley Overlook	Clara Dubow,	We are still waiting on the art elements and viewfinder to be delivered and installed.	\$708,617	\$708,617	Misc. - \$300,000 TIB - \$408,617	Close Out	Planning	12/23	3/24																									
						Design																													
						DBDesign																													
						ROW																													
						AdAward																													
						Construction																													
						DBConst																													
						CloseOut																													
						Other																													
5	S. 21 Street & C Street Signal	Jon Kulju,	Substantially Completed. Working on pre-final payment.	\$1,518,943	\$1,518,943	HSIP - \$1,403,843 Fund 1085 - \$15,100 Fund 1065 - \$100,000	Close Out	Planning	1/22	11/22																									
						Design																													
						DBDesign																													
						ROW																													
						AdAward																													
						Construction																													
						DBConst																													
						CloseOut																													
						Other																													
Projects in Other																																			
1	PW/PDS House Equity Sidewalk Improvements	Charla Kinlow,	Tracking and assisting small development projects by completing a portion of the offsite curb ramp improvements. Combining this project with the Pedestrian Accessibility Phase 2 project.	\$1,000,000	\$1,000,000	General Fund - \$500,000 REET - \$500,000	Other	Planning	4/23	7/25																									
						Design																													
						DBDesign																													
						ROW																													
						AdAward																													
						Construction																													
						DBConst																													
						CloseOut																													
						Other																													
2	Bridge Inspection	Clara Dubow, NA	Ongoing training and inspections.	\$350,000	\$350,000	Fund 1060 MVFT - \$350,000	Other	Planning	1/19	12/27																									
						Design																													
						DBDesign																													
						ROW																													
						AdAward																													
						Construction																													
						DBConst																													
						CloseOut																													
						Other																													
3	Missing Link Sidewalk	Darius Thompson,	Missing link Sidewalks will be incorporated into the projects below: S Cedar St under the SR16 overpass, S 38th St and S Cedar and Lighthouse Senior Center and S 2nd St Missing Link Sidewalk.	\$600,000	\$600,000	REET - \$600,000	Other	Planning	7/25	7/26																									
						Design																													
						DBDesign																													
						ROW																													
						AdAward																													
						Construction																													
						DBConst																													
						CloseOut																													
						Other																													
4	Public Works Department Smartsheet Task	Jon Kulju,	Working with staff to develop a Smartsheet program similar to TPU. Anticipated to have this complete by mid 2026 or sooner.	\$100,000	\$100,000	General Fund - \$100,000	Other	Planning	7/25	7/26																									
						Design																													
						DBDesign																													
						ROW																													
						AdAward																													
						Construction																													
						DBConst																													
						CloseOut																													
						Other																													
Projects in On Hold																																			

Public Works Engineering Capital Projects Funding, Cost and Schedule

CAPITAL PROJECTS	PROJECT MANAGER/ REAL EST SPEC	NOTES	TOTAL FUNDING	TOTAL PROJECTED COST	FUNDING SOURCES	CURRENT PHASE	TENTATIVE SCHEDULE		2026												2027														
									Jan	Feb	Mar	Apr	May	Jun	Jul	Aug	Sep	Oct	Nov	Dec	Jan	Feb	Mar	Apr	May	Jun	Jul	Aug	Sep	Oct	Nov	Dec			
1	Portland Avenue Freight and Access Improvements	Basel Kitmitto,	90% completed with Design. Received word that this project was recommended funding for a 5 million FMSIB Grant for future Biennials.	\$692,337	\$12,639,292	REET - \$250,000 PSRC Fed - \$376,967 Fund 1085 - \$65,370	On Hold	Planning Design DBDesign ROW AdAward Construction DBConst CloseOut Other	1/21	3/25																									
2	Ruston Way Shoreline Permitting, Maintenance & Repairs	Charla Kinlow,	Joint permitting is underway with Parks Tacoma. The team is exploring grant opportunities to fund a feasibility study for the shoreline.	\$10,000	\$10,000	Fund 1065 - \$10,000	On Hold	Planning Design DBDesign ROW AdAward Construction DBConst CloseOut Other	2/23	12/24																									
3	Locomotive Electrification	Chris Storey,	This project is on hold with the funding agency.	\$8,645,000	\$8,645,000	Tacoma Rail - \$5,000,000 CMAQ - \$3,645,000	On Hold	Planning Design DBDesign ROW AdAward Construction DBConst CloseOut Other	1/25 7/25	6/25 6/26	D	D	D	D	D	D																			
4	Fishing Wars Memorial Bridge Cleaning	Chris Storey,	Withdrawing the advertisement. Leadership will discuss next steps.	\$3,910,000	\$3,910,000	General Fund - \$310,000 Fund 1085 - \$3,600,000	On Hold	Planning Design DBDesign ROW AdAward Construction DBConst CloseOut Other	6/24 9/25 12/25	8/25 12/25 5/26	CN	CN	CN	CN	CN	CO	CO																		
5	McKinley Avenue Streetscape (McKinley Business District)	Clara Dubow,	\$250K provided in '23/'24 biennial budget for design, \$50K will be transferred to Makers contract for the conceptual design. Project on hold waiting to received design funds.			-	On Hold	Planning Design DBDesign ROW AdAward Construction DBConst CloseOut Other	1/23 8/23	7/24 1/24																									
6	Sheridan Arterial Improvements Phase 2 (56th-64th)	Jon Kulju,	The project has been designed to the 30% milestone. The final scope at 56th and Sheridan Avenue is being finalized. Design work has been shelved until 2027 due to staffing constraints.	\$400,000	\$400,000	REET - \$150,000 Fund 1085 - \$250,000	On Hold	Planning Design DBDesign ROW AdAward Construction DBConst CloseOut Other	12/23 5/26 5/01	12/26 12/25 12/01	D	D	D	D	D	D	D	D	D	D	D	D	D												
7	D Street Overpass Railing Repair	Josh Lauer,	Josh is coordinating with BNSF and researching fencing material availability. Design is approximately 90% complete. Construction funding is needed, with an estimated cost of \$350,000.	\$200,000	\$550,000	Fund 1065 - \$200,000	On Hold	Planning Design DBDesign ROW AdAward Construction DBConst CloseOut Other	10/22	11/24																									



Citywide Weekly Briefing for 19 January 2026 to 25 January 2026

The data is not National Incident Based Reporting System (NIBRS) compliant. Do not compare the results with any report using that standard. The data is dynamic and is subject to change and/or revision. The number of distinct offenses listed on a report are counted. This does not represent reports or individuals. All data is compared to last year for the same number of days or date range. Small numbers may cause large percent increases and decreases. Beginning 1 October 2022, there was a change in how TPD reports certain Aggravated Assaults and Destruction offenses.

Offense Breakdown	7 Days		28 Days		Year to Date		7 Days	28 Days	YTD
	19-Jan-2025	19-Jan-2026	29-Dec-2024	29-Dec-2025	01-Jan-2025	01-Jan-2026			
	25-Jan-2025	25-Jan-2026	25-Jan-2025	25-Jan-2026	25-Jan-2025	25-Jan-2026			
Persons	63	75	282	282	259	244	19.0%▲	0.0%	5.8%▼
Assault	59	70	255	256	232	220	18.6%▲	0.4%▲	5.2%▼
Homicide (doesn't include Negligent/Justifiable)	0	0	1	1	1	1	0.0%	0.0%	0.0%
Kidnapping/Abduction	0	2	4	9	4	9	NC	125.0%▲	125.0%▲
Sex Offenses, Forcible	4	3	22	16	22	14	25.0%▼	27.3%▼	36.4%▼
Property	274	177	1103	886	999	780	35.4%▼	19.7%▼	21.9%▼
Arson	1	7	3	10	2	8	600.0%▲	233.3%▲	300.0%▲
Burglary/Breaking and Entering	24	18	86	86	83	74	25.0%▼	0.0%	10.8%▼
Counterfeiting/Forgery	1	2	4	6	3	6	100.0%▲	50.0%▲	100.0%▲
Destruction/Damage/Vandalism of Property	66	48	282	263	247	230	27.3%▼	6.7%▼	6.9%▼
Fraud	9	9	35	39	35	33	0.0%	11.4%▲	5.7%▼
Larceny/Theft	127	60	503	331	457	295	52.8%▼	34.2%▼	35.4%▼
Motor Vehicle Theft	38	17	147	107	131	96	55.3%▼	27.2%▼	26.7%▼
Robbery	2	8	17	21	16	17	300.0%▲	23.5%▲	6.3%▲
Stolen Property	6	5	19	13	18	12	16.7%▼	31.6%▼	33.3%▼
Society	13	26	58	80	46	70	100.0%▲	37.9%▲	52.2%▲
Drug/Narcotic	10	19	40	58	30	51	90.0%▲	45.0%▲	70.0%▲
Pornography/Obscene Material	0	0	2	0	2	0	0.0%	100.0%▼	100.0%▼
Prostitution	0	0	1	0	1	0	0.0%	100.0%▼	100.0%▼
Weapon Law Violations	3	7	15	22	13	19	133.3%▲	46.7%▲	46.2%▲
Citywide Totals	350	278	1443	1248	1304	1094	20.6%▼	13.5%▼	16.1%▼

NC = Noncalculable

Last 7 Days

Notes:

- There were no Homicide offense(s) during the last 7 days.
- 60.0% (42/70) of the Assaults were coded Simple Assault.
- There were 47 DV-related offenses.
- 83.0% (39/47) of the DV-related offenses were Persons.
- 51.4% (36/70) of the Assaults were DV-related.
- DV-related Offenses: 47 ↔ 47
- There were no Gang-Related offense(s) during the last 7 days.
- Theft from Motor Vehicle: 47 ↘ 22

Top 5 Locations - Compared to last year

- 1933 Dock St: 0 ↗ 6
- 1011 S L St: 0 ↗ 6
- 7843 Pacific Ave: 0 ↗ 6
- 4502 S Steele St: 15 ↘ 5
- 4215 S 30th St: 0 ↗ 4
- 1112 S M St: 0 ↗ 4

Top 5 Offense Locations - Compared to last year

- Apartment: 54 ↗ 57
- Single Family Residence: 65 ↘ 45
- Street/Right Of Way: 51 ↘ 44
- Parking Lot: 59 ↘ 29
- Restaurant/Fast Food Establishment: 3 ↗ 10



Sector 1 Weekly Briefing for 19 January 2026 to 25 January 2026

The data is not National Incident Based Reporting System (NIBRS) compliant. Do not compare the results with any report using that standard. The data is dynamic and is subject to change and/or revision. The number of distinct offenses listed on a report are counted. This does not represent reports or individuals. All data is compared to last year for the same number of days or date range. Small numbers may cause large percent increases and decreases. Beginning 1 October 2022, there was a change in how TPD reports certain Aggravated Assaults and Destruction offenses.

Offense Breakdown	7 Days		28 Days		Year to Date		7 Days	28 Days	YTD
	19-Jan-2025	19-Jan-2026	29-Dec-2024	29-Dec-2025	01-Jan-2025	01-Jan-2026			
	25-Jan-2025	25-Jan-2026	25-Jan-2025	25-Jan-2026	25-Jan-2025	25-Jan-2026			
Persons	16	17	67	64	63	56	6.3%▲	4.5%▼	11.1%▼
Assault	15	16	62	55	58	48	6.7%▲	11.3%▼	17.2%▼
Homicide (doesn't include Negligent/Justifiable)	0	0	0	0	0	0	0.0%	0.0%	0.0%
Kidnapping/Abduction	0	0	1	2	1	2	0.0%	100.0%▲	100.0%▲
Sex Offenses, Forcible	1	1	4	7	4	6	0.0%	75.0%▲	50.0%▲
Property	62	52	255	271	239	247	16.1%▼	6.3%▲	3.3%▲
Arson	0	2	1	5	0	3	NC	400.0%▲	NC
Burglary/Breaking and Entering	5	3	19	20	18	20	40.0%▼	5.3%▲	11.1%▲
Counterfeiting/Forgery	0	0	0	0	0	0	0.0%	0.0%	0.0%
Destruction/Damage/Vandalism of Property	21	13	84	86	78	74	38.1%▼	2.4%▲	5.1%▼
Fraud	0	1	4	6	4	6	NC	50.0%▲	50.0%▲
Larceny/Theft	25	22	93	104	89	97	12.0%▼	11.8%▲	9.0%▲
Motor Vehicle Theft	8	5	40	34	37	32	37.5%▼	15.0%▼	13.5%▼
Robbery	1	1	5	6	5	6	0.0%	20.0%▲	20.0%▲
Stolen Property	2	3	7	5	6	4	50.0%▲	28.6%▼	33.3%▼
Society	3	9	12	23	11	20	200.0%▲	91.7%▲	81.8%▲
Drug/Narcotic	2	5	8	17	8	15	150.0%▲	112.5%▲	87.5%▲
Pornography/Obscene Material	0	0	0	0	0	0	0.0%	0.0%	0.0%
Prostitution	0	0	0	0	0	0	0.0%	0.0%	0.0%
Weapon Law Violations	1	4	4	6	3	5	300.0%▲	50.0%▲	66.7%▲
Sector Totals	81	78	334	358	313	323	3.7%▼	7.2%▲	3.2%▲

NC = Noncalculable

Last 7 Days

Notes:

- There were no Homicide offense(s) during the last 7 days.
- 62.5% (10/16) of the Assaults were coded Simple Assault.
- There were 9 DV-related offenses.
- 88.9% (8/9) of the DV-related offenses were Persons.
- 43.8% (7/16) of the Assaults were DV-related.
- DV-related Offenses: 6 ↗ 9
- There were no Gang-Related offense(s) during the last 7 days.
- Theft from Motor Vehicle: 18 ↘ 11

Top 5 Locations - Compared to last year

- 1011 S L St: 0 ↗ 6
- 1933 Dock St: 0 ↗ 6
- 1112 S M St: 0 ↗ 4
- 400 Block Of South Tacoma Way: 0 ↗ 2
- E 25th St & Mckinley Ave: 0 ↗ 2
- 1901 Jefferson Ave: 0 ↗ 2
- 1801 S 15th St: 1 ↗ 2
- There were 10 additional locations with 2.

Top 5 Offense Locations - Compared to last year

- Street/Right Of Way: 16 ↗ 20
- Apartment: 18 ↔ 18
- Parking Lot: 14 ↘ 9
- Single Family Residence: 5 ↔ 5
- Sidewalk: 3 ↗ 4



Sector 2 Weekly Briefing for 19 January 2026 to 25 January 2026

The data is not National Incident Based Reporting System (NIBRS) compliant. Do not compare the results with any report using that standard. The data is dynamic and is subject to change and/or revision. The number of distinct offenses listed on a report are counted. This does not represent reports or individuals. All data is compared to last year for the same number of days or date range. Small numbers may cause large percent increases and decreases. Beginning 1 October 2022, there was a change in how TPD reports certain Aggravated Assaults and Destruction offenses.

Offense Breakdown	7 Days		28 Days		Year to Date		7 Days	28 Days	YTD
	19-Jan-2025	19-Jan-2026	29-Dec-2024	29-Dec-2025	01-Jan-2025	01-Jan-2026			
	25-Jan-2025	25-Jan-2026	25-Jan-2025	25-Jan-2026	25-Jan-2025	25-Jan-2026			
Persons	15	11	74	78	68	64	26.7%▼	5.4%▲	5.9%▼
Assault	13	11	62	74	56	61	15.4%▼	19.4%▲	8.9%▲
Homicide (doesn't include Negligent/Justifiable)	0	0	1	0	1	0	0.0%	100.0%▼	100.0%▼
Kidnapping/Abduction	0	0	2	0	2	0	0.0%	100.0%▼	100.0%▼
Sex Offenses, Forcible	2	0	9	4	9	3	100.0%▼	55.6%▼	66.7%▼
Property	93	32	303	213	267	192	65.6%▼	29.7%▼	28.1%▼
Arson	0	1	0	1	0	1	NC	NC	NC
Burglary/Breaking and Entering	6	3	21	26	21	22	50.0%▼	23.8%▲	4.8%▲
Counterfeiting/Forgery	0	0	1	1	0	1	0.0%	0.0%	NC
Destruction/Damage/Vandalism of Property	26	8	86	66	74	62	69.2%▼	23.3%▼	16.2%▼
Fraud	0	3	7	13	7	10	NC	85.7%▲	42.9%▲
Larceny/Theft	45	11	139	81	119	74	75.6%▼	41.7%▼	37.8%▼
Motor Vehicle Theft	15	6	40	20	38	19	60.0%▼	50.0%▼	50.0%▼
Robbery	1	0	5	2	4	1	100.0%▼	60.0%▼	75.0%▼
Stolen Property	0	0	1	1	1	1	0.0%	0.0%	0.0%
Society	1	3	6	8	4	7	200.0%▲	33.3%▲	75.0%▲
Drug/Narcotic	0	3	3	7	1	6	NC	133.3%▲	500.0%▲
Pornography/Obscene Material	0	0	0	0	0	0	0.0%	0.0%	0.0%
Prostitution	0	0	0	0	0	0	0.0%	0.0%	0.0%
Weapon Law Violations	1	0	3	1	3	1	100.0%▼	66.7%▼	66.7%▼
Sector Totals	109	46	383	299	339	263	57.8%▼	21.9%▼	22.4%▼

NC = Noncalculable

Last 7 Days

Notes:

- There were no Homicide offense(s) during the last 7 days.
- 63.6% (7/11) of the Assaults were coded Simple Assault.
- There were 1 DV-related offenses.
- 100.0% (1/1) of the DV-related offenses were Persons.
- 09.1% (1/11) of the Assaults were DV-related.
- DV-related Offenses: 15 ↘ 1
- There were no Gang-Related offense(s) during the last 7 days.
- Theft from Motor Vehicle: 19 ↘ 4

Top 5 Locations - Compared to last year

- 1965 S Union Ave: 2 ↗ 3
- 3840 6th Ave: 0 ↗ 3
- 5222 N 23rd St: 0 ↗ 2
- 29 St Helens Ave: 1 ↗ 2
- 1401 N Pearl St: 0 ↗ 2
- 3320 S 23rd St: 2 ↔ 2
- 621 Yakima Ave: 0 ↗ 2
- 4519 N 9th St: 0 ↗ 2

Top 5 Offense Locations - Compared to last year

- Street/Right Of Way: 16 ↘ 8
- Parking Lot: 20 ↘ 6
- Single Family Residence: 22 ↘ 5
- Apartment: 22 ↘ 5
- Department Store: 1 ↗ 4



Sector 3 Weekly Briefing for 19 January 2026 to 25 January 2026

The data is not National Incident Based Reporting System (NIBRS) compliant. Do not compare the results with any report using that standard. The data is dynamic and is subject to change and/or revision. The number of distinct offenses listed on a report are counted. This does not represent reports or individuals. All data is compared to last year for the same number of days or date range. Small numbers may cause large percent increases and decreases. Beginning 1 October 2022, there was a change in how TPD reports certain Aggravated Assaults and Destruction offenses.

Offense Breakdown	7 Days		28 Days		Year to Date		7 Days	28 Days	YTD
	19-Jan-2025	19-Jan-2026	29-Dec-2024	29-Dec-2025	01-Jan-2025	01-Jan-2026			
	25-Jan-2025	25-Jan-2026	25-Jan-2025	25-Jan-2026	25-Jan-2025	25-Jan-2026			
Persons	16	23	57	64	52	60	43.8%▲	12.3%▲	15.4%▲
Assault	16	22	54	58	49	54	37.5%▲	7.4%▲	10.2%▲
Homicide (doesn't include Negligent/Justifiable)	0	0	0	0	0	0	0.0%	0.0%	0.0%
Kidnapping/Abduction	0	1	1	4	1	4	NC	300.0%▲	300.0%▲
Sex Offenses, Forcible	0	0	2	2	2	2	0.0%	0.0%	0.0%
Property	67	42	311	194	283	161	37.3%▼	37.6%▼	43.1%▼
Arson	0	1	1	1	1	1	NC	0.0%	0.0%
Burglary/Breaking and Entering	9	5	28	16	27	13	44.4%▼	42.9%▼	51.9%▼
Counterfeiting/Forgery	1	2	2	5	2	5	100.0%▲	150.0%▲	150.0%▲
Destruction/Damage/Vandalism of Property	13	12	64	49	55	41	7.7%▼	23.4%▼	25.5%▼
Fraud	3	2	8	11	8	9	33.3%▼	37.5%▲	12.5%▲
Larceny/Theft	31	13	171	75	156	63	58.1%▼	56.1%▼	59.6%▼
Motor Vehicle Theft	8	2	31	29	28	22	75.0%▼	6.5%▼	21.4%▼
Robbery	0	4	1	6	1	5	NC	500.0%▲	400.0%▲
Stolen Property	2	1	5	2	5	2	50.0%▼	60.0%▼	60.0%▼
Society	3	3	21	18	19	16	0.0%	14.3%▼	15.8%▼
Drug/Narcotic	3	3	14	16	12	14	0.0%	14.3%▲	16.7%▲
Pornography/Obscene Material	0	0	2	0	2	0	0.0%	100.0%▼	100.0%▼
Prostitution	0	0	1	0	1	0	0.0%	100.0%▼	100.0%▼
Weapon Law Violations	0	0	4	2	4	2	0.0%	50.0%▼	50.0%▼
Sector Totals	86	68	389	276	354	237	20.9%▼	29.0%▼	33.1%▼

NC = Noncalculable

Last 7 Days

Notes:

- There were no Homicide offense(s) during the last 7 days.
- 59.1% (13/22) of the Assaults were coded Simple Assault.
- There were 21 DV-related offenses.
- 76.2% (16/21) of the DV-related offenses were Persons.
- 68.2% (15/22) of the Assaults were DV-related.
- DV-related Offenses: 13 ↗ 21
- There were no Gang-Related offense(s) during the last 7 days.
- Theft from Motor Vehicle: 9 ↘ 4

Top 5 Locations - Compared to last year

- 4502 S Steele St: 15 ↘ 5
- 4215 S 30th St: 0 ↗ 4
- 4317 S 41st St: 0 ↗ 2
- 2424 S 41st St: 1 ↗ 2
- 6924 S Gove St: 0 ↗ 2
- 4504 S Junett St: 0 ↗ 2
- 5644 S Lawrence St: 0 ↗ 2
- There were 9 additional locations with 2.

Top 5 Offense Locations - Compared to last year

- Apartment: 10 ↗ 18
- Single Family Residence: 7 ↗ 12
- Street/Right Of Way: 9 ↘ 6
- Restaurant/Fast Food Establishment: 1 ↗ 6
- Parking Lot: 20 ↘ 4



Sector 4 Weekly Briefing for 19 January 2026 to 25 January 2026

The data is not National Incident Based Reporting System (NIBRS) compliant. Do not compare the results with any report using that standard. The data is dynamic and is subject to change and/or revision. The number of distinct offenses listed on a report are counted. This does not represent reports or individuals. All data is compared to last year for the same number of days or date range. Small numbers may cause large percent increases and decreases. Beginning 1 October 2022, there was a change in how TPD reports certain Aggravated Assaults and Destruction offenses.

Offense Breakdown	7 Days		28 Days		Year to Date		7 Days	28 Days	YTD
	19-Jan-2025	19-Jan-2026	29-Dec-2024	29-Dec-2025	01-Jan-2025	01-Jan-2026			
	25-Jan-2025	25-Jan-2026	25-Jan-2025	25-Jan-2026	25-Jan-2025	25-Jan-2026			
Persons	16	24	84	76	76	64	50.0%▲	9.5%▼	15.8%▼
Assault	15	21	77	69	69	57	40.0%▲	10.4%▼	17.4%▼
Homicide (doesn't include Negligent/Justifiable)	0	0	0	1	0	1	0.0%	NC	NC
Kidnapping/Abduction	0	1	0	3	0	3	NC	NC	NC
Sex Offenses, Forcible	1	2	7	3	7	3	100.0%▲	57.1%▼	57.1%▼
Property	52	51	234	208	210	180	1.9%▼	11.1%▼	14.3%▼
Arson	1	3	1	3	1	3	200.0%▲	200.0%▲	200.0%▲
Burglary/Breaking and Entering	4	7	18	24	17	19	75.0%▲	33.3%▲	11.8%▲
Counterfeiting/Forgery	0	0	1	0	1	0	0.0%	100.0%▼	100.0%▼
Destruction/Damage/Vandalism of Property	6	15	48	62	40	53	150.0%▲	29.2%▲	32.5%▲
Fraud	6	3	16	9	16	8	50.0%▼	43.8%▼	50.0%▼
Larceny/Theft	26	14	100	71	93	61	46.2%▼	29.0%▼	34.4%▼
Motor Vehicle Theft	7	4	36	24	28	23	42.9%▼	33.3%▼	17.9%▼
Robbery	0	3	6	7	6	5	NC	16.7%▲	16.7%▼
Stolen Property	2	1	6	5	6	5	50.0%▼	16.7%▼	16.7%▼
Society	6	11	19	31	12	27	83.3%▲	63.2%▲	125.0%▲
Drug/Narcotic	5	8	15	18	9	16	60.0%▲	20.0%▲	77.8%▲
Pornography/Obscene Material	0	0	0	0	0	0	0.0%	0.0%	0.0%
Prostitution	0	0	0	0	0	0	0.0%	0.0%	0.0%
Weapon Law Violations	1	3	4	13	3	11	200.0%▲	225.0%▲	266.7%▲
Sector Totals	74	86	337	315	298	271	16.2%▲	6.5%▼	9.1%▼

NC = Noncalculable

Last 7 Days

Notes:

- There were no Homicide offense(s) during the last 7 days.
- 57.1% (12/21) of the Assaults were coded Simple Assault.
- There were 16 DV-related offenses.
- 87.5% (14/16) of the DV-related offenses were Persons.
- 61.9% (13/21) of the Assaults were DV-related.
- DV-related Offenses: 13 ↗ 16
- There were no Gang-Related offense(s) during the last 7 days.
- Theft from Motor Vehicle: 1 ↗ 3

Top 5 Locations - Compared to last year

- 7843 Pacific Ave: 0 ↗ 6
- 8841 S J St: 0 ↗ 3
- 602 S Wright Ave: 0 ↗ 3
- 3922 E Portland Ave: 1 ↗ 2
- 7430 A St: 0 ↗ 2
- 9055 Yakima Ave: 0 ↗ 2
- 9830 Pacific Ave S: 0 ↗ 2
- There were 6 additional locations with 2.

Top 5 Offense Locations - Compared to last year

- Single Family Residence: 31 ↘ 23
- Apartment: 4 ↗ 16
- Street/Right Of Way: 10 ↔ 10
- Parking Lot: 5 ↗ 10
- Alley: 3 ↔ 3
- Driveway: 0 ↗ 3
- Drug Store: 1 ↗ 3



MEETINGS FOR THE WEEK OF FEBRUARY 2, 2026 THROUGH FEBRUARY 6, 2026

TIME	MEETING	LOCATION
MONDAY, FEBRUARY 2, 2026		
5:30 PM	Tacoma Creates Advisory Board	747 Market St., Municipal Bldg., Conf. Rm. 248 Join Zoom Meeting at: https://zoom.us/j/98265409362 Telephonic: Dial 253-215-8782 Meeting ID: 982 6540 9362 Contact Lisa Jaret at 253-591-5161
6:00 PM	Commission on Elected Salaries	747 Market St., Municipal Bldg., Conf. Rm. 243 Join Zoom Meeting at: https://zoom.us/j/98591418685 Telephonic: Dial 253-215-8782 Meeting ID: 985 9141 8685 Passcode: 105898
TUESDAY, FEBRUARY 3, 2026		
9:00 AM	Hearing Examiner's Hearing*	747 Market St., Municipal Bldg., Council Chambers Visit https://tacoma.gov/hearingexaminer
9:00 AM	Police Pension/Disability Board	3628 S. 35th St., Public Utilities Bldg., ABN-Ground Floor, Retirement Conf. Rm. Join Zoom Meeting at: https://zoom.us/j/86309639383 Telephonic: Dial 253-215-8782 Meeting ID: 863 0963 9383 Passcode: 521502 Contact Cheri Campbell at 253-502-8700
10:00 AM	Government Performance and Finance Committee – Change of Location	747 Market St., Municipal Bldg., Conf. Rm. 243 Join Zoom Meeting at: https://zoom.us/j/84416690206 Telephonic: Dial 253-215-8782 Meeting ID: 844 1669 0206 Passcode: 614650 Contact City Clerk's Office at 253-591-5505
11:15 AM	Bid Opening**	3628 S. 35th St., Public Utilities Bldg., ABN-M1 Join Zoom Meeting at: https://zoom.us/j/88402680573 Telephonic: Dial 253-215-8782 Meeting ID: 884 0268 0573 Passcode: 070737 Contact Lisa Yost at 253-502-8468
NOON	City Council Study Session	747 Market St., Municipal Bldg., Council Chambers Join Zoom Meeting at: https://zoom.us/j/89496171192 Telephonic: Dial 253-215-8782 Meeting ID: 894 9617 1192 Passcode: 896569 Contact Rosheida Myers at 253-591-5134
5:00 PM	City Council Meeting	747 Market St., Municipal Bldg., Council Chambers Join Zoom Meeting at: https://zoom.us/j/84834233126 Telephonic: Dial 253-215-8782 Meeting ID: 848 3423 3126 Passcode: 349099 Contact City Clerk's Office at 253-591-5505
WEDNESDAY, FEBRUARY 4, 2026		
5:00 PM	Planning Commission	747 Market St., Municipal Bldg., Council Chambers Join Zoom Meeting at: https://zoom.us/j/84416624153 Telephonic: Dial 253-215-8782 Meeting ID: 844 1662 4153 Contact Stephen Atkinson at 253-905-4146

THURSDAY, FEBRUARY 5, 2026

9:00 AM	Hearing Examiner's Hearing*	747 Market St., Municipal Bldg., Council Chambers Visit https://tacoma.gov/hearingexaminer
10:00 AM	Fire Pension/Disability Board	3628 S. 35th St., Public Utilities Bldg., ABN-Ground Floor, Retirement Conf. Rm. Join Zoom Meeting at: https://zoom.us/j/88629750418 Telephonic: Dial 253-215-8782 Meeting ID: 886 2975 0418 Passcode: 169592 Contact Cheri Campbell at 253-502-8700
5:00 PM	Civil Service Board Meeting and Study Session	747 Market St., Municipal Bldg., Council Chambers Join Zoom Meeting at: https://zoom.us/j/85371075182 Telephonic: Dial 253-215-8782 Meeting ID: 853 7107 5182 Passcode: 657068 Contact Wendy Hobson at 253-591-2059

FRIDAY, FEBRUARY 6, 2026

NO MEETINGS SCHEDULED



Meeting sites are accessible to people with disabilities. People with disabilities requiring special accommodations should contact the appropriate department(s) 48 hours prior to the meeting time.

* Hearing Examiner's Hearings and Local Improvement District Meetings meet on an as-needed basis. Contact the Hearing Examiner's Office at 253-591-5195 to confirm whether a meeting will be held this week. Hearings may be held at various times throughout the day.

** Bid Opening will be held on an as-needed basis. Contact the Finance Procurement and Payables Office at 253-502-8468 or www.tacomapurchasing.org to confirm whether Bid Opening will be held.



Tacoma City Council Constituent Intake Website Data Report: January 2026

Total Request
Submissions

131

Total Submissions

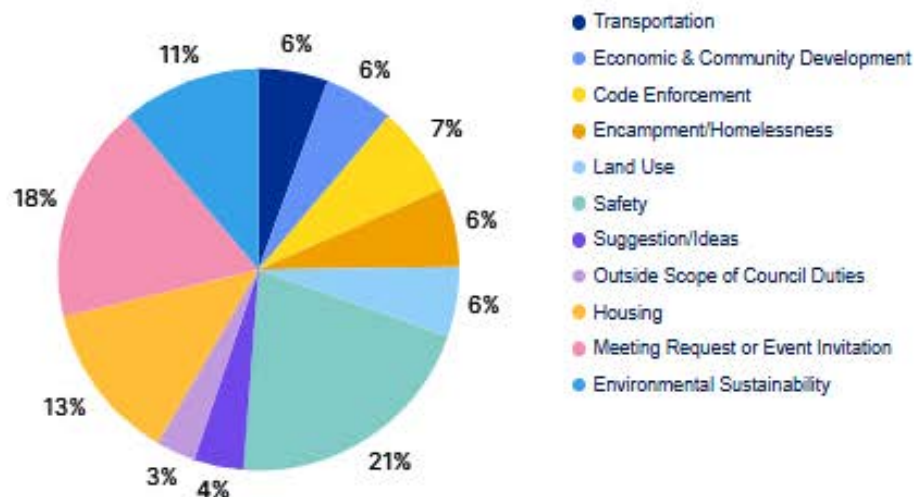
Request
Submissions

102

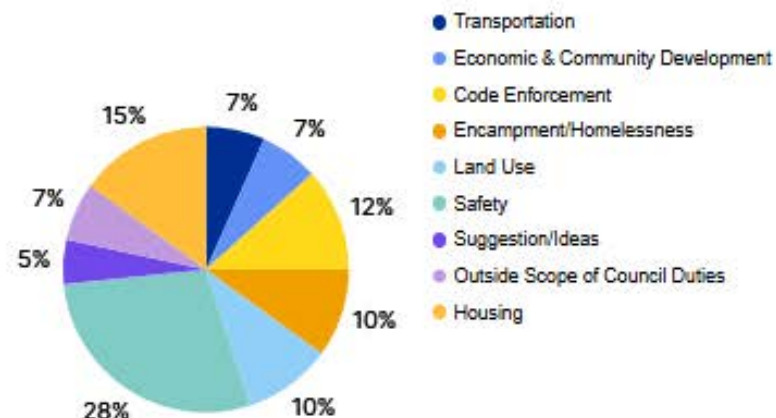
+1 or more council
members included

Topic Codes

Summary



Last 14 Days



Submission Summary

Submissions by Month



Submissions by Council District



City of Tacoma City Manager Recruitment

OSAC Recommended Community Interview Panelists

January 29, 2026

A maximum of 20 panelists are needed for the two community interview panels. Five alternatives have been identified in case primaries are unavailable. Council Members should come prepared to discuss recommendations on February 3, 2026, and finalize the list.

<u>Primary</u>	<u>Alternate</u> (to replace primary panelists who may be unavailable)
Andrea Reay Dr. Anna Jensen Carol Mitchell Elizabeth Bonbright Emily Hall Erika Tucci Jason Gauthier Jasmyn Jefferson Kathy Littman Katie Condit Dr. Lin Zhou Lua Pritchard Malando Redeemer Nathe Lawver Nicholas Carr Sarah Cherin Sally Perkins Dr. Tafona Ervin Treveon Parish Troy Christensen	Andrea Haug Bryan Flint Kimberly Keith Nadia Van Atter Riya Richardson



City of Tacoma

City Council Action Memorandum

TO: Hyun Kim, Interim City Manager
FROM: Mayor Anders Ibsen and Chief Policy Analyst Bucoda Warren
COPY: City Council and City Clerk
SUBJECT: A resolution authorizing the flying a commemorative flag to recognize the Seattle Seahawks playing in the Superbowl, to be flown no earlier than February 4, 2026, and remaining up for no more than 7 days following the Superbowl to be played February 8, 2026 – Requested for February 3, 2026
DATE: January 28, 2026

SUMMARY AND PURPOSE:

A resolution authorizing the flying a commemorative flag to recognize the Seattle Seahawks playing in the Superbowl, to be flown no earlier than February 4, 2026, and remaining up for no more than 7 days following the Superbowl to be played February 8, 2026.

COUNCIL SPONSORS:

Mayor Anders Ibsen, Deputy Mayor Joe Bushnell, Council Member John Hines, and Council Member Jamika Scott

BACKGROUND:

In 2025, the City Council passed Resolution 41642, which created a new policy on commemorative flag displays at City Facilities. To request a flag be flown at City facilities that were not pre-approved as a part of the resolution, Council sponsors must either bring forward a resolution or a motion to request a flag be flown.

The Seattle Seahawks are a longstanding and unifying presence in the South Sound and throughout Washington State, with a fan base that spans generations and communities. In Tacoma, Seahawks fandom is deeply woven into the city's civic and cultural life bringing together residents, local businesses, neighborhood organizations, and families around a shared regional identity and sense of pride.

The request for a commemorative flag raising is prompted by the Seattle Seahawks' entry into the Super Bowl for the fourth time in franchise history, marking a significant regional milestone. The team's most recent prior Super Bowl appearance occurred in 2014, making this achievement particularly meaningful for long-time fans and for a new generation of residents who have experienced the team's impact on regional identity over the past decade.

A commemorative flag raising provides an opportunity for the City of Tacoma to recognize this achievement and celebrate the collective community connection it represents. Seahawks games and related events consistently generate community engagement, support local economic activity, and serve as informal gathering points that strengthen neighborhood ties across Tacoma.

Additionally, the Seahawks organization has a history of community investment and regional outreach, including youth programs, charitable initiatives, and partnerships that benefit residents throughout Pierce County. Recognizing the team through a commemorative flag raising aligns with the City's practice of acknowledging moments, institutions, and symbols that reflect shared values, regional pride, and community cohesion. This ceremonial recognition is intended as a one-time observance connected to a milestone achievement. This does not preclude any future flying of the Seahawks flags connected to another significant milestone and sponsored request.



Whenever a commemorative flag is displayed per the policy, it should be displayed at the following four locations:

- The Tacoma Municipal Building North (733 Market Street);
- The Tacoma Dome (2727 East “D” Street);
- The Tacoma Police Department Headquarters (3701 South Pine Street);
- The Tacoma Fire Department Headquarters (901 Fawcett Avenue).

The Tacoma Dome is proposed as the primary location for this commemorative flag raising because of its role as Tacoma’s premier sports and events facility. Focusing the flag raising to the Tacoma Dome reflects the Dome’s function as a regional sports and events venue and maintains consistency with the ceremonial intent of the request. City staff will make a good-faith effort to accommodate the request for flags at all locations, however, due to the short notice associated with the event, availability of appropriate flags may be limited.

Tacoma Venues and Events Staff will be the lead on procuring the flag for the Tacoma Dome from the Seahawks Organization and have already received commitment to provide flags. Staff as appropriate identified in the policy will facilitate the raising of flags at the Tacoma Dome.

COMMUNITY ENGAGEMENT/ CUSTOMER RESEARCH:

Formal community engagement was not conducted for this commemorative flag-raising request, as the action is ceremonial only. The Seattle Seahawks maintain broad and longstanding support within the Tacoma community, and the proposed recognition reflects a widely shared regional affiliation and community interest. The one-time flag raising is intended as a symbolic gesture acknowledging a moment of regional significance rather than a decision requiring public input.

2025 STRATEGIC PRIORITIES:

Equity and Accessibility:

The proposed commemorative flag raising aligns with the City of Tacoma’s Equity Framework by supporting community belonging, shared identity, and inclusive civic recognition. As a ceremonial, one-time observance, the action does not create barriers to access, impose costs, or result in disparate impacts across communities identified in Tacoma’s Equity Index. The recognition reflects a broadly shared regional moment that brings together residents across neighborhoods, cultures, and backgrounds in a way that supports social cohesion and inclusive civic participation.

Livability: Equity Index Score: Moderate Opportunity

Increase positive public perception of safety and overall quality of life.

Explain how your legislation will affect the selected indicator(s).

By celebrating a positive, shared community moment, the commemorative flag raising supports civic pride and social cohesion, which contribute to improved perceptions of safety and overall quality of life. Visible, unifying civic activities help reinforce a sense of belonging and shared stewardship of public spaces, supporting community well-being.

ALTERNATIVES:

Alternative(s)	Positive Impact(s)	Negative Impact(s)
1.Do not raise flag	Fewer flag raises provide greater emphasis when	Tacoma will not be visibly joining the regional recognitions and celebrations



City of Tacoma

City Council Action Memorandum

	commemorative flags are raised by the City.	of the Seahawks' entry into the Superbowl.
--	---	--

EVALUATION AND FOLLOW UP:

Following the approval of this resolution staff will facilitate the raising of the flag at approved locations per the 2025 commemorative flag raising policy.

STAFF/SPONSOR RECOMMENDATION:

We recommend adoption of this resolution to share in the community pride of our region approve the raising of the Seahawks flag.

FISCAL IMPACT:

There is not direct fiscal impact to the city for procuring and raising the flags. Per the commemorative flag policy and timing of this resolution, the flags can be raised and lowered when most convenient to staff that does not require overtime.

Date	Meeting	Subject	Department	Background
February 3, 2026	Study Session (Hybrid Council Chambers / Dial-in 12:00 p.m.)	Other items of Interest - City Manager Recruitment - Recommended Community Interview Panelists; Council Rules Policy Discussion; Council Action Memorandum - Seahawks Commemorative Flag Raising; Letter to Federal Delegation	Mayor Ibsen	Staff from TVE will provide their department
		Homelessness Strategy Update	Interim City Manager & NCS - Vicky McLaurin	
		Department Overview - Tacoma Venus and Events	Tacoma Venues and Events - Adam Cook	Staff from TVE will provide their department
	City Council Meeting (hybrid Council Chambers /dial-in 5:00 PM)			
February 9, 2026	<i>Special City Council Meeting (hybrid Council Chambers / dial - in 9:30 a.m.)</i>	Executive Session - Evaluation the Qualifications of an Applicant for Public Employment	Human Resources - Cheryl Bidleman & Keith Gulley	
February 10, 2026	City Council Study Session (Hybrid Council Chambers / Dial-in 12:00 p.m.)	Revenue Strategy & Forecast Update	Finance Andy Cherullo & Teresa	Staff from the Finance Department will provide the Mayor and Council an update on the City's Revenue S
		Wastewater and Stormwater System Development Charges	Environmental Services - Ramiro Chavez	The Environmental Services Department (ES) seeks policy feedback from Study Session on proposed wastewater and stormwater system development charges, one-time charges for new development to fund projects that increase our wastewater and stormwater system capacities. Increasing system capacity will be critical to accommodate projected population growth and increased density following the passage of Home in Tacoma. First readings of proposed ordinances previously took place on December 2, 2025.
		Department Overview - Information Technology	IT - Daniel Key	
	City Council Meeting (hybrid Council Chambers /dial-in 5:00 PM)			
February 17, 2026	Cancelled			
	Cancelled			
February 24, 2026	Study Session (Hybrid Council Chambers / Dial-in 12:00 p.m.)	Sound Transit Projects Update	PDS - Brian Boudet, Sound Transit - Diane Wiatr, Matthew Mauer, Lauryn Douglas	Staff from the Planning & Development Services Department and Sound Transit will provide an update on key regional transportation projects, with a particular focus on the Tacoma Dome Link Extension (TDLE), as well as updates on the Tacoma Dome Access Improvements (TDAI) and Sound Transit’s Enterprise Initiative.
		Department Overview - Human Resources	Human Resources	
		Department Overview - Community and Economic Development	Community and Economic Development and Tacoma Venues and Events	
	City Council Meeting (hybrid Council Chambers /dial-in 5:00 PM)			
March 3, 2026	Study Session (Hybrid Council Chambers / Dial-in 12:00 p.m.)	Department Overview - Neighborhood and Community Services	NCS - Vicky McLaurin	
	City Council Meeting (hybrid Council Chambers /dial-in 5:00 PM)			

Community Vitality and Safety Committee			
Members (Chair) CM Rumbaugh, (Vice Chair) CM Scott; CM Palmer, and CM Walker; Alternate: CM Diaz Staff Executive Liaison: Vicky McLaurin Coordinator: Arsenio Roddy-Little		Meetings 2nd and 4th Thursdays 4:30pm Zoom and TMB 248	CBC Assignments • Commission on Disabilities • Commission on Immigrant & Refugee Affairs • Community Redevelopment Authority • Community's Police Advisory Committee • Housing Authority • Human Rights Commission • Human Services Commission • Public Library Board
Date	Topic	Presenter(s)	Description
February 12	Homeless Strategy Review	Caleb Carbone, NCS	The Committee will review current Homeless Strategy and discuss how the URA and other strategy's align with the City's approach.
	Human Rights Commission and Human Services Commission Interviews	Nicole Emery, City Clerk	The Committee will conduct interviews to fill seats on the Human Rights and Human Services Commissions.
February 26	Opioid Settlement Funds	Caleb Carbone, and Sarah Bridgeford, NCS	NCS staff will present strategy recommendations regarding the City of Tacoma Opioid Settlement Funds, which is estimated to be \$14.7 million in one-time funds over 17 years. The update will include an overview of funds and a funding plan.
	Systems and Strategy Issue Statement for 2027-28 NCS competitive funding process	Caleb Carbone, and Sarah Bridgeford, NCS	NCS staff will present NCS' System and Strategy Division Issue Statement, which outlines the department's recommended funding priorities for the 2027-2028 competitive funding process. The update will include an overview of programs that we recommend not competing in the Request for Proposal (RFP), the funding process timeline, and next steps.
March 12	International Property Maintenance Code (IPMC) update	Chris Seaman, PDS	Planning and Development Services (PDS) will present an update on adopting the International Property Maintenance Code (IPMC) to replace and consolidate multiple sections of the Tacoma Municipal Code (TMC).
	Commission on Immigrant and Refugee Affairs Interviews	Nicole Emery, City Clerk	The Committee will conduct interviews to fill seats on the Commission.

Economic Development Committee			
Members (Chair) CM Diaz, (Vice Chair) DM Bushnell, CM Palmer, and CM Scott; Alternate: CM Rumbaugh Staff Executive Liaison: Tanja Carter; Coordinator: Anna Le		Meetings 2nd, 4th, and 5th Tuesdays 10:00am Zoom and TMB 248	CBC Assignments • Arts Commission • City Events and Recognition Committee • Equity in Contracting Advisory Committee • Convention Center Public Facilities District • Tacoma Creates Advisory Board
Date	Topic	Presenter(s)	Description
January 13	Community and Economic Development Management Team Introductions	Tanja Carter, Director, Community and Economic Development.	The Community and Economic Development members will introduce themselves to the Economic Development Committee to provide an overview of the department's structure, goals, and services.
	72nd Street and Pacific Avenue Fred Meyer Update	Carol Wolfe, Division Manager; Tanja Carter, Director, Community and Economic Development	This informational update will provide further details on the 72nd Street and Pacific Avenue Fred Meyer closure. The brief overview will summarize current site maintenance, collaboration with the Tacoma-Pierce County Health Department, redevelopment opportunities, and more.
January 27 (meeting in TMB 243)	Tacoma Venues and Events Management Team Introductions	Adam Cook, Director, Tacoma Venues and Events	Tacoma Venues and Events management team members will introduce themselves to the Economic Development Committee to help orient the members to TVE's general structure, role within the City, and impact on the community.
	Business Engagement Solutions Team and Business Districts Program Update	Carol Wolfe, Division Manager, Community and Economic Development	Staff will provide updates from 2025 Council briefings regarding enhancements to Business District Programs and Services. Staff will also discuss how Council can impact Business Safety and Resilience through the Business District Program and the Business Engagement Solutions Team.
February 10 (meeting in TMB 243)	Community Workforce Agreements Policy Development and Outreach Overview	Council Member Diaz, Chair, Economic Development Committee	Council Member Diaz will present background on the City of Tacoma's past review of creating a Priority Hire Ordinance and Community Workforce Agreement, and her plans to revisit policy development on this topic.
	Tacoma Venues and Events Service Agreements	Adam Cook, Director, Tacoma Venues and Events	Tacoma Venues & Events will present an informational briefing on how their properties contract with vendors to provide services at events, and efforts to promote local businesses at City-owned properties.
February 24	(Tentative) 2019 Community Workforce Agreements Report Recommendations Update		
	(Tentative) Workforce Programs Update		

Government Performance and Finance Committee			
Members (Chair) CM Hines, (Vice Chair) DM Bushnell, CM Sadalge, and CM Rumbaugh; Alternate: CM Walker Staff Executive Liaison: Andy Cherullo; Coordinator: Chantra Real		Meetings 1st and 3rd Tuesdays 10:00am Zoom and TMB 248	CBC Assignments • Audit Advisory Board • Board of Ethics • Civil Service Board • Public Utility Board
Date	Topic	Presenter(s)	Description
February 3	Committee Chair and Vice Chair selection (?)		
	Amendments to Tacoma Municipal Code (TMC), Subtitle 6A – Tax Code	Danielle Larson, Tax and License Division Manager, Finance	The voter approved tax rate increase to the City's utility tax rates expires February 28, 2026. Amendments to Tacoma Municipal Code (TMC), Subtitle 6A – Tax Code are required to update the utility tax rates from 7.5% to 6% effective March 1, 2026.
	Tacoma Power's Open Access Transmission Tariff Update	Jing Liu, Rates & Forecasting Group, Tacoma Power	Proposal to update the wholesale transmission rates to better reflect Tacoma Power's cost of service and request to update verbiage on terms related to Energy Imbalance Market.
	Baker Tilly/Moss Adams 2025 Entrance Audit Conference	Susan Calderon, Assistant Director, Finance	Informational briefing on Baker Tilly/Moss Adams 2025 Entrance Audit conference
February 17	TBD		

Infrastructure, Planning, and Sustainability Committee			
Members (Chair) CM Walker, (Vice Chair) CM Sadalge, CM Diaz, and CM Hines; Alternate: DM Bushnell Staff Executive Liaison: Ramiro Chavez; Coordinator: Anna Le		Meetings 2nd and 4th Wednesdays 4:30pm Zoom and TMB 248	CBC Assignments • Board of Building Appeals • Climate and Sustainability Commission • Landmarks Preservation Commission • Planning Commission • Transportation Commission • Urban Design Board
Date	Topic	Presenter(s)	Description
February 11	PFAS Destruction Pilot Project and Forthcoming PFAS Regulations	Tiffany Ryan, Assistant Division Manager, Environmental Services	Staff will summarize findings from a 2024 joint EPA grant-funded project -- an Environmental Services, UW Tacoma, Aquagga, and ECT2 partnership -- that evaluated the efficacy of on-site PFAS destruction at the Central Treatment Plan (CTP). Additionally, staff will provide an overview of Washington Senate Bill 5033 and its impact on the City. Passed in 2025, SB 5033 addresses PFAS in biosolids and added PFAS monitoring to the CTP's National Pollutant Discharge Elimination System permit.
February 25	Streets Initiative II	Corey Newton, Assistant Director, Public Works	Public Works will provide a presentation and update related to a potential future Streets Initiative.
	Parking Code Update	Maryam Moeinian, Senior Planner; Steve Atkinson, Interim Assistant Division Manager, Planning and Development Services	Staff will provide an update on the Parking Code Amendments, with a focus on project background and key policy options.