



## WEEKLY REPORT TO THE CITY COUNCIL

May 28, 2026

Members of the City Council  
City of Tacoma, Washington

Dear Mayor and Council Members:

### ITEMS OF INTEREST

1. Planning and Development Services Director Peter Huffman provides the **attached memorandum in response to questions raised during the Critical Areas Ordinance update presentation during City Council study session on May 12, 2026.**
2. Interim Public Works Director Kurtis Kingsolver provides the **attached Vision Zero Monthly Crash Report for April 2026.**
3. **City-funded Temporary and Emergency Shelter Performance:** The City posts weekly information about its Temporary and Emergency Shelter locations including current census, number of available beds, and exits to housing. **This information can be found at:** <https://cms.tacoma.gov/ncs/weeklydataupdate.pdf> and is updated weekly.

Pierce County Human Services also uses the Homeless Management Information System to report daily availability throughout Pierce County. This information can be found at: <https://www.piercecountywa.gov/8220/Homeless-Emergency-Shelter-Availability> and shows the available beds open at shelters and is updated Monday - Friday by 10:00 a.m.

4. **Encampment Outreach:** For the week of **May 18 – 22 , 2026**, the HEAL team visited **22 locations**. This resulted in **54 (24 new, and 30 repeat)** individuals contacted and referred to community services; 25 people were interested in shelter specific services and 1 individual was interested in other supportive services; 2 individuals accepted shelter placement and HEAL will continue to work with the additional 23 individuals to find available shelter beds that best meet the individual's needs. This information can be found at: [HEAL Team Engagement Dashboard | Tacoma Open Data.](#)

5. **What does the HEAL Team Daily Work Consist of: A variety of critical planning and services! Below is a glimpse into their day-to-day work, you can also check out the team in action at:**

[YouTube](#).

- Conduct outreach to unauthorized encampments throughout the City of Tacoma. Outreach includes referrals to supportive services and shelters in Tacoma.
- Triage homeless-related service requests through 311 and tracking and recording all homeless-related responses in the 311 system.
- Monitor cleanups of homeless encampments in collaboration with other City departments and contracted vendors.
- Collect and reporting data on cleanups and providing updated information on all personal belongings that have been collected and stored from encampment cleanups.
- Serving as liaisons to homeless service providers throughout the City.

6. **Neighborhood and Community Services ( NCS) 2027-2028 Competitive Funding Process: The Neighborhood & Community Services Department released an application for 2027-28 contract funding on May 6, 2026.** The application period will close on June 9, 2026. Funding may come from the following sources: General Fund, Mental Health & Substance Use Disorder (MHSUD) sales tax, Criminal Justice sales tax, Affordable Housing (House Bill 1590), Justice Assistance Grant (JAG), Community Development Block Grant (CDBG), and Emergency Solutions Grant (ESG) funds. NCS will seek to fund programs that align with [Council priorities](#) and [NCS department goals](#). A review panel, including Commissioners from the Human Services Commission, will review and rate applications and make recommendations for how to allocate the available funds. **All funding recommendations (including the programs not required to compete below) will be subject to Council approval of the 27-28 biennial budget.**

**Due to ongoing commitments and critical nature of services, currently funded programs in the areas below will not be required to compete for 2027-2028 funding:**

- City initiatives and inter-local agreements (Crystal Judson Family Justice Center, Tacoma-Pierce County Health Department, Mental Health Co-Responder, Tacoma Public Schools Whole Child, Therapeutic Mental Health Court)
- Senior Services (Parks Tacoma, Senior Transportation)
- Young Adult Shelter (Valeo Vocation)

**(Currently funded providers not required to compete have been notified)**

**Applications will be accepted for the following funding areas:**

- Building Resilience Against Youth Violence & Exploitation (BRAYVE)
- Community Violence Response
- Domestic Violence and Intimate Partner Violence Prevention
- Equitable Food Access
- Health & Health Care: Behavioral Health Services
- Housing
- Inclement Weather Response
- Sheltering
- Stability Site Operator

NCS and Purchasing staff will host three pre-proposal meetings for interested applicants with one completed on May 7, the remaining two are scheduled for May 20, 2026, and May 26, 2026.

**Funding recommendations are scheduled to be presented to Community, Vitality and Safety Committee meeting (CVS) on September 24, 2026, and all contracts requiring Contracts & Award Board and City Council approval are planned to be presented to Council in November.** Contracts will be effective between January 1, 2027, and December 31, 2028.

7. City Manager's Office Constituent Relations Analyst Karyssa Mathison provides the attached **Constituent Intake Report**.
8. Please see the attached City of Tacoma **Weekly Meeting Schedule**.
9. Tacoma Police Chief Jackson provides the attached **Weekly Crime Report for the week ending on May 24, 2026**.
10. Amy Clancy, Media and Communications Director shares the **"Good News"** below.
  - **The City of Tacoma's building and construction inspectors were at the Maritime 253 Skills Center** yesterday with one clear mission - ensure the safety of the building so that a Temporary Certificate of Occupancy could be issued, moving this important project to the next phase. With this certificate in hand, Tacoma Public Schools can now enter the building to set up technology and bring in furniture and equipment, keeping the project on track to welcome students next fall. This project highlights how our building inspectors work hard to keep momentum going on local development projects. A huge shoutout to our dedicated inspectors and the project's hard-working crew with BNBuilders for collaborating to make this hand-off happen. We love seeing Tacoma grow safely!

- Meet Rigo and Tania! **They are McKinley Hill homeowners who used one of our pre-approved detached accessory dwelling unit (DADU) plans to build a new duplex on their property,** building a brighter financial future for their family and increasing housing opportunities for their community. Learn more about Tacoma's pre-approved DADU plans: <https://ow.ly/48su50Z1OYM>. Congrats to the family on their big accomplishment!
- **Transportation Impact Fees that City Council authorized late last year go into effect on June 1, 2026.** This program assesses a one-time fee on new residential, commercial, and industrial developments so that new growth can help fund the infrastructure needed to support it. Fees will directly support new sidewalks, bike lanes, trails, intersection improvements, and more. Learn more in this Tacoma Report. <https://www.facebook.com/share/v/1KpH4YvaV5/>
- **Heat Safety Week is here!** Extreme heat and poor air quality can be dangerous, especially for residents without shelter. Stay safe: drink water, find shade, and watch for signs of heat illness. During inclement weather activations, the City of Tacoma provides extra shelter beds, extended day center hours, cooling spaces, and outreach with supplies (including water, hygiene supplies and masks when AQI is 101+). Learn more at [https://tacoma.gov/services/inclement-weather-resources/...](https://tacoma.gov/services/inclement-weather-resources/)
- Explore parks and trails! Win big! **Learn more about the free [Parks Tacoma](#) Trails Challenge** that runs from June 1 – 30, 2026, in this Tacoma Report. <https://www.facebook.com/share/v/1BCRsHyieV/>
- **It's National Public Works week!** This year's theme, "Rooted in Service, Powered by Community", acknowledges that the roots of service run deep in public works and propel innovations that have helped our communities evolve into places where people can lead lives of purpose and possibility. From our roads to engineering and more - the efforts of our Public Works professionals form the very foundation of our City. Join us in thanking them for their service.
- **Pothole Palooza officially ended yesterday** – so that means it's time for some before and after pics! During the 10 days of Pothole Palooza, Street Operations crews and our 'lil purple monster buddy Phil the pothole:
  - Repaired 17,370 square yards of roadway
  - Removed and paved 4,131 tons of asphalt

This equates to 2.47 lane miles of arterial roads repaired, all because of your 2015 voter-approved Tacoma Streets Initiative dollars that are still at work making roads smoother and safer across Tacoma. You can still report a pothole in your neighborhood through Tacoma FIRST 311 Customer Support Center by dialing 311 within Tacoma city limits, (253) 591-5000 from anywhere else, or by visiting [tacoma.gov/311](https://tacoma.gov/311).

- Since this week is National EMS Appreciation Week, [#ThrowbackThursday](#) looks at the early days of Tacoma Fire's EMS services.
  - 1953 - TFD added Rescue 1 (aka: the "Bread Wagon") to its fleet. This allowed TFD to provide emergency medical services and other rescue responses.
  - 1973 - TFD sent 3 firefighters to St Mary's College in California for 2 months to learn about rescue work and first aid so they could teach the rest of the department. This established a more consistent standard for patient care.
  - 1991 - TFD began transporting patients regularly.

### STUDY SESSION / WORK SESSION

11. The Joint City Council / Tacoma Public Utility Board Study Session of Tuesday, June 2, 2026, will be conducted as a hybrid meeting. This meeting can be attended in-person at the Tacoma Municipal Building, Council Chambers, located at 747 Market Street on the 1<sup>st</sup> floor or be heard by dialing (253) 215 – 8782 or through Zoom at: [www.zoom.us/j/89496171192](http://www.zoom.us/j/89496171192) and entering the meeting ID 894 9617 1192; passcode 896569 when prompted. This meeting will be broadcast on TV Tacoma.

The Joint City Council / Tacoma Public Utilities Board Study Session discussion items will include: (1) **Bond Issuance Training**. *Immediately following the Joint Study Session, the City Council will continue their regular meeting, discussion items will include:* (2) **Participatory Budgeting 5<sup>th</sup> City Council District**; (3) **Other Items of Interest: Council Consideration Requests**; (4) **Committee Reports**; (5) **Agenda Review & City Manager's Weekly Report**.

On our first agenda item, staff from the Finance Department and Pacifica Law Group, will provide the Council and Public Utility Board their **annual Post Issuance Compliance training**.

On our second agenda item, staff from the Office of Management and Budget will provide an **overview of the Participatory Budgeting project**.

Under other items of interest, the following items will be discussed:

- Council Consideration Request – **NextGen GM Sports Executive Internship Pilot Program Sponsorship [Council Member Walker]**
- Council Consideration Request – **Ride Transit Month Sponsorship [Mayor Ibsen]**

12. The updated **Tentative City Council Forecast and Consolidated Standing Committee Calendars** are attached for your information.

**MARK YOUR CALENDARS**

- Coffee With Council Member John Hines: Saturday, May 30, 2026, 10:30 a.m. – 12:00 p.m., Wheelock Library, 3722 North 26th Street, Tacoma, WA 98407. Join District 1 Council Member Hines to share what's on your mind, ask questions, and hear directly from the Council Member.
- Mayor Anders Ibsen Community Office Hours: Wednesday, June 10, 2026, 10:00 a.m. - 11:00 a.m., Vien Dong, 3801 S Yakima Ave, Tacoma WA 98418

In service,




HK: aaj

Hyun Kim  
City Manager



**To:** Hyun Kim, City Manager

**From:** Peter Huffman, Planning and Development Services Director   
Robin Bolster-Grant, Land Use Division Manager

**Subject:** 2025 Critical Areas Ordinance Update – Draft code review

**Date:** May 27, 2026

We are providing this memorandum in response to questions raised during the Critical Areas Ordinance (CAO) update presentation at City Council study session on May 12, 2026. All Council Members asked substantive questions during the presentation and the following questions required additional time for staff response. Questions and responses are organized by Council Member in the order asked during the presentation.

Council Member Sadalge

*Provide a summary of benchmarking from Pierce County and other jurisdictions within the Central Pierce Sole Source Aquifer on how they regulate high impact uses in the critical aquifer recharge area (CARA) compared to the draft CAO, with a focus on the three use categories that conflict with the Tideflats Subarea Plan.*

Staff have compiled the follow summary table and notes for jurisdictions within the boundaries of the Central Pierce Sole Source Aquifer.

Jurisdiction	CARA area	Regulates High-Impact Uses	High Impact Use		
			Asphalt/cement batching	Metals recycling	Chemical manufacture/processing/storage
Pierce County	Central Pierce SSA	Yes	Special review required	Special review required	Special review required
Lakewood	Central Pierce SSA <sup>1</sup>	Yes	Conditional Use	Conditional Use	Conditional Use
University Place	Central Pierce SSA <sup>1</sup>	Yes	Unlisted/ Prohibited	Special review required	Unlisted/ Prohibited
Puyallup <sup>2</sup>	Central Pierce SSA	Yes	Allowed/Special Review Required <sup>3</sup>	Allowed/Special Review Required <sup>3</sup>	Prohibited

Special Review Required: Regulated uses require submittal and review of a hydrogeologic assessment or critical areas report prepared by a licensed professional through a permit process.

Conditional Use: These are Conditional Uses in all zones whether in the CARA or not.

<sup>1</sup> Noted as the Clover/Chambers Creek Aquifer, which is part of the Central Pierce SSA area.

<sup>2</sup> The City of Puyallup is in the process of reviewing and updating their critical areas regulations. This information is from the proposed draft regulations currently under review by the City Council.

<sup>3</sup> Included in the definition of "Heavy Industry" and not specifically regulated within the CARA. Director may require critical area review and submittal of a critical areas report for any potentially polluting use within the CARA.

### **Summary:**

The Cities of Lakewood, University Place, and Puyallup have a short list of high impact uses which are prohibited or regulated within their respective CARAs. Only the City of Puyallup specifically prohibits chemical manufacturing/processing within the CARA. In Lakewood and University Place, asphalt/cement batching and chemical manufacture/processing/storage are not specifically regulated under the Critical Areas regulations but are either Conditional Uses or unlisted/Prohibited uses throughout the entire jurisdiction. For all jurisdictions, regulated uses require submittal of either a hydrogeological report or critical areas report and review through a permit process.

### Council Member Rumbaugh

*What businesses currently in the Tidelands area would become non-conforming if the proposed CARA regulations are implemented as recommended?*

Based on the information staff could access in the last two weeks, the following businesses are located within the western portion of the Seaport Core Manufacturing (SCM) district of the Tidelands and are engaged in uses that would be prohibited in the draft CAO regulations under the proposed CARA regulations. These businesses would become non-conforming uses. Non-conforming uses are allowed to continue current operations, conduct maintenance and repair as needed, have minor expansions, and rebuild in the case of destruction by nature events.

- MetroMetals, 2202 E. River street, a metal recycling facility.
- Horticultural Specialties, 1635 E. Portland Ave., may be manufacturing/processing agricultural chemicals.

### Deputy Mayor Bushnell

*Does hydrogen fuel/clean fuel manufacturing fall into the high impact use category of chemical manufacturing/processing/storage as defined in the CARA section of the draft CAO?*

No. Cleaner fuels, including green hydrogen, is defined as a separate use category from chemical manufacturing/processing/storage and is not included as a regulated high impact use

in the CARA section of CAO. Therefore, any existing or proposed business engaged in cleaner fuels production would not be affected by the proposed CARA regulations.

Mayor Ibsen

*Did the aquifer recharge area come up during the Tideflats Subarea Plan process?*

The primary focus of the Tideflats Subarea Plan process was on establishing new zone districts. While the Subarea Plan process did not directly address critical aquifer recharge areas, the Environmental Impact Statement for the Tideflats Subarea Plan included review of additional laws, regulations and policies that apply to the Tideflats area including recognition that Tacoma Municipal Code (TMC) Chapter 13.11 Critical Areas Preservation provides regulations pertaining to critical aquifer recharge areas. The Subarea Plan lists "Priority Actions and Regulatory Recommendations" to be pursued after Plan adoption, which include updates to the Shoreline Master Program and Critical Areas code using best available science.

*How will the City inform property owners that critical areas are present on their properties?*

Staff agree that informing and providing educational materials to property owners is essential to proactive protection of critical areas. Implementation, enforcement, and outreach efforts are closely tied to staffing and material resources. Planning and Development Services will launch the revised code with a renewed round of outreach and communications via social media, email, website updates, revised tipsheets, mapping updates, and community meetings. It is staff's shared desire to work towards more proactive community engagement and to collaborate with property owners on how they can participate in protecting and managing critical areas.

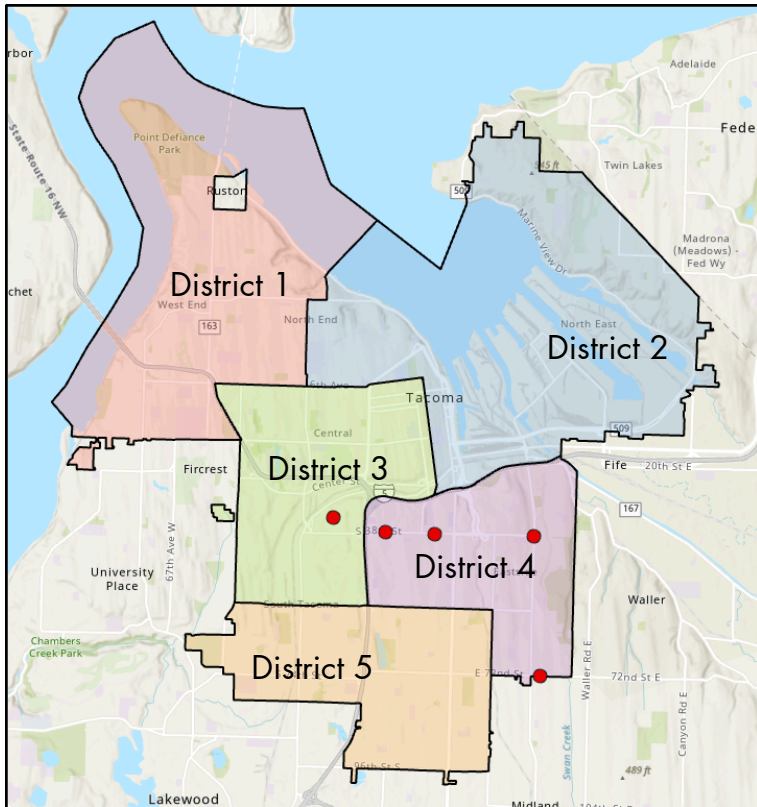


# Vision Zero Monthly Crash Report

**April 2026**

THE DATA IS BASED UPON A TIME-SPECIFIC QUERY FROM THE WASHINGTON STATE PATROL - COLLISIONS ANALYSIS TOOL. THE DATA IS DYNAMIC AND IS SUBJECT TO CHANGE AND/OR REVISION.

## April 2026 Fatal and Serious Injury Crashes by Council District



**● Fatal or Serious Injury Crash**

## April Crash Summary

There were 267 total collisions in April:

- 10 collisions involved a pedestrian
- 2 collisions involved a bicyclist
- 5 collisions resulted in a serious injury or fatality.

To see the Vision Zero data dashboard or to learn more about Vision Zero, visit: [tacoma.gov/visionzero](http://tacoma.gov/visionzero)

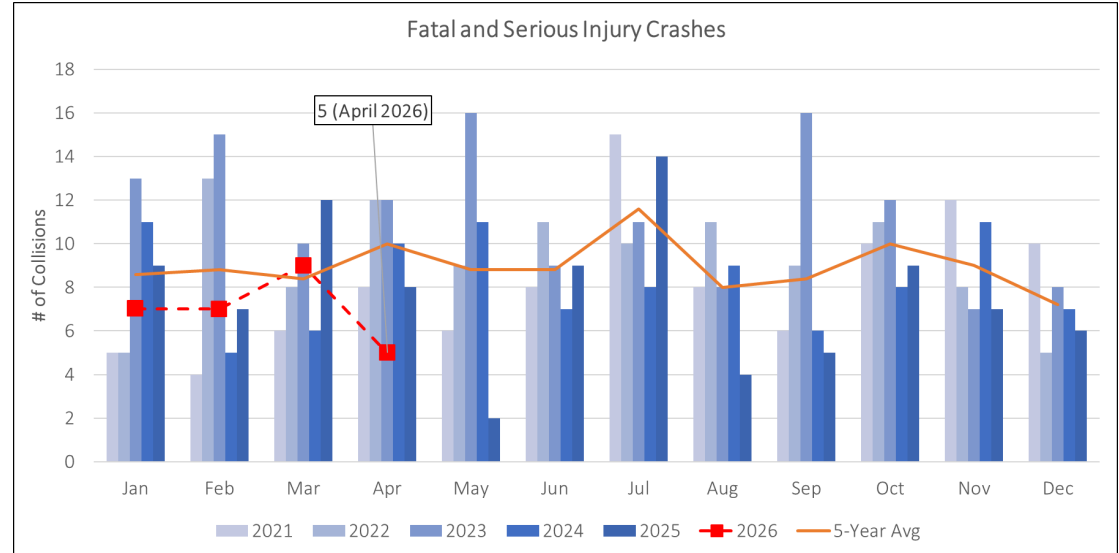
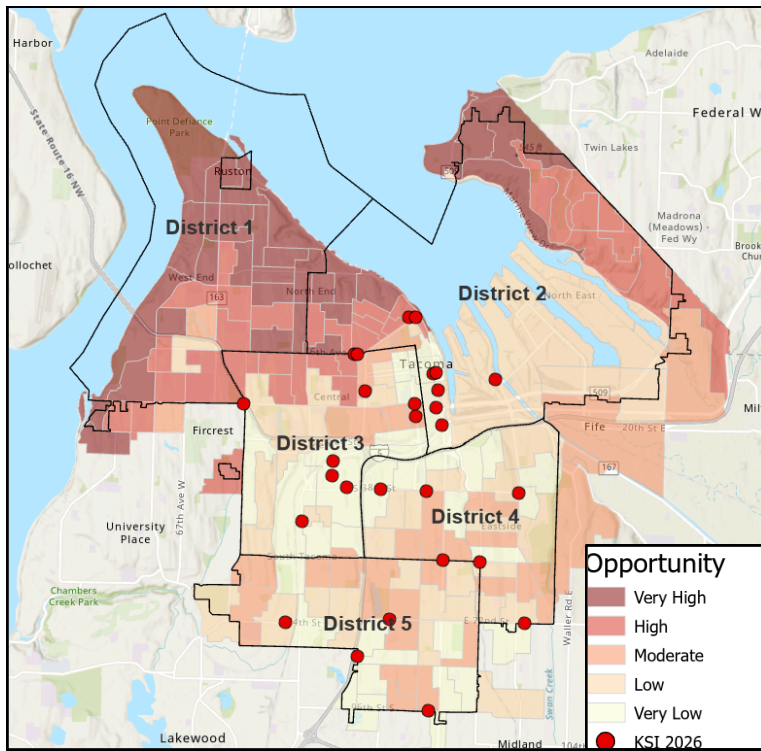
Primary Street	Secondary Street	Victim Age Range	Injury Level	Mode
E 72nd St	18th Ave E	21 - 24	Fatality	Motorist
S G St	S 38th St	46 - 50	Serious Injury	Pedestrian
E Portland Ave	E 38th St	36 - 40	Serious Injury	Pedestrian
S Pine St	S 36th St	36 - 40	Serious Injury	Motorist
S Asotin St	S 38th St	36 - 40	Serious Injury	Motorist



# Vision Zero Cumulative and Trends

*City of Tacoma's Goal  
Zero fatal and serious injury  
traffic crashes by 2035*

## 2026 Year to Date Fatal and Serious Injury Crashes (Opportunity Index Overlay)



All Crashes (Annual Totals)				
Mode Type	5-Year Avg		Last 12 Months	
	Total	%	Total	%
Bicyclist	35	1%	41	1%
Motorist	3859	96%	3489	95%
Pedestrian	128	3%	139	4%

Fatal and Serious Injury Crashes (Annual Totals)				
Mode Type	5-Year Avg		Last 12 Months	
	Total	%	Total	%
Bicyclist	4	4%	3	4%
Motorist	79	74%	61	72%
Pedestrian	24	22%	21	24%

Above 5-Year Average

Below 5-Year Average

Federal law 23 United States Code Section 407 governs use of the data in this report. Under this law, data maintained for purposes of evaluating potential highway safety enhancements "...shall not be subject to discovery or admitted into evidence in a federal or state court proceeding or considered for other purposes in any action for damages arising from any occurrence at a location mentioned or addressed in such reports, surveys, schedules, lists, or data." If you should attempt to use the information in this report in an action for damages against City, the State of Washington, or any other jurisdiction involved in the locations mentioned in the data, these entities expressly reserve the right, under Section 407, to object to the use of the data, including any opinions drawn from the data.



# Tacoma City Council Constituent Intake Website Data Report: May 2026

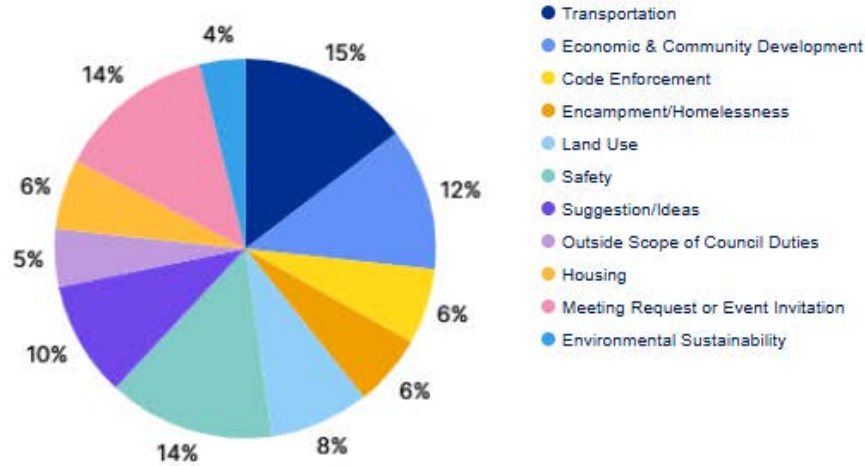
**Contact:** Karyssa Mathison,  
Constituent Relations Analyst  
kmathison@tacoma.gov

**Total Request Submissions**  
**674**  
Total Submissions

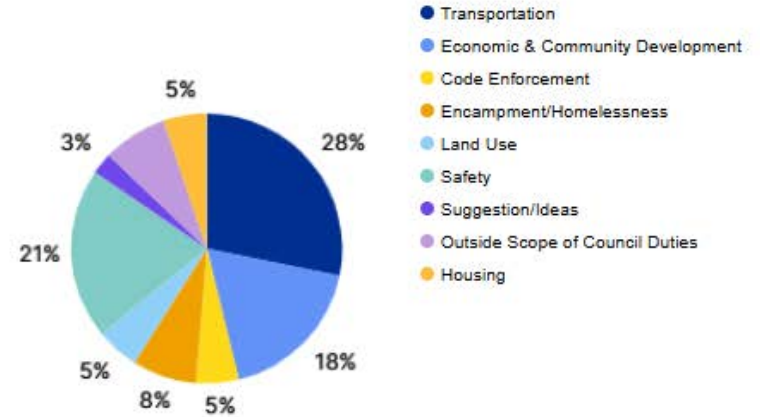
**Request Submissions**  
**552**  
+1 or more council members included

## Topic Codes

### Summary

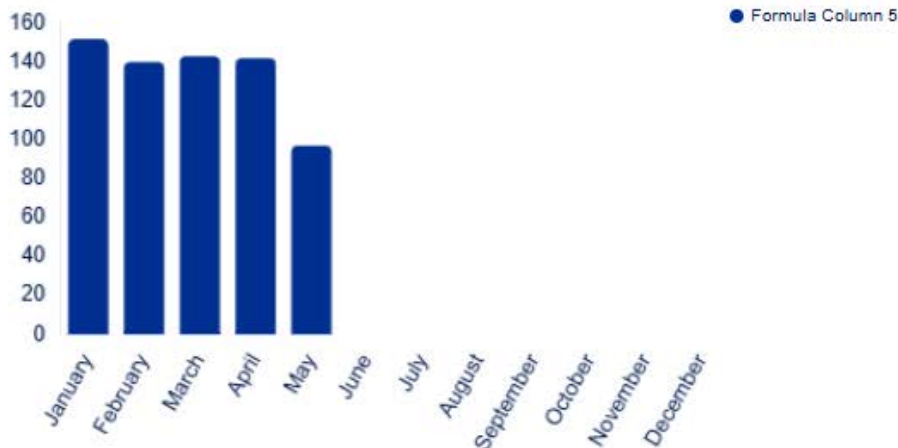


### Last 14 Days



## Submission Summary

### Submissions by Month



### Submissions by Council District





## MEETINGS FOR THE WEEK OF JUNE 1, 2026 THROUGH JUNE 5, 2026

TIME	MEETING	LOCATION
<b>MONDAY, JUNE 1, 2026</b>		
5:30 PM	Tacoma Creates Advisory Board	747 Market St., Municipal Bldg., Conf. Rm. 248 Join Zoom Meeting at: <a href="https://zoom.us/j/97000956979">https://zoom.us/j/97000956979</a> Telephonic: Dial 253-215-8782 Meeting ID: 970 0095 6979 Passcode: 675391 Contact Lisa Jaret at 253-591-5161
<b>TUESDAY, JUNE 2, 2026</b>		
9:00 AM	Hearing Examiner's Hearing*	747 Market St., Municipal Bldg., Council Chambers Visit <a href="https://tacoma.gov/hearingexaminer">https://tacoma.gov/hearingexaminer</a>
9:00 AM	Police Pension/Disability Board	3628 S. 35th St., Public Utilities Bldg., ABN-Ground Floor, Retirement Conf. Rm. Join Zoom Meeting at: <a href="https://zoom.us/j/86309639383">https://zoom.us/j/86309639383</a> Telephonic: Dial 253-215-8782 Meeting ID: 863 0963 9383 Passcode: 521502 Contact Cheri Campbell at 253-502-8700
10:00 AM	Joint Government Performance and Finance Committee Meeting with Audit Advisory Board	747 Market St., Municipal Bldg., Conf. Rm. 248 Join Zoom Meeting at: <a href="https://zoom.us/j/84416690206">https://zoom.us/j/84416690206</a> Telephonic: Dial 253-215-8782 Meeting ID: 844 1669 0206 Passcode: 614650 Contact City Clerk's Office at 253-591-5505
11:15 AM	Bid Opening**	3628 S. 35th St., Public Utilities Bldg., ABN-M1 Join Zoom Meeting at: <a href="https://zoom.us/j/88402680573">https://zoom.us/j/88402680573</a> Telephonic: Dial 253-215-8782 Meeting ID: 884 0268 0573 Passcode: 070737 Contact Lisa Yost at 253-502-8468
NOON	Joint City Council and Public Utility Board Study Session	747 Market St., Municipal Bldg., Council Chambers Join Zoom Meeting at: <a href="https://zoom.us/j/89496171192">https://zoom.us/j/89496171192</a> Telephonic: Dial 253-215-8782 Meeting ID: 894 9617 1192 Passcode: 896569 Contact Rosheida Myers at 253-591-5134
5:00 PM	City Council Meeting	747 Market St., Municipal Bldg., Council Chambers Join Zoom Meeting at: <a href="https://zoom.us/j/84834233126">https://zoom.us/j/84834233126</a> Telephonic: Dial 253-215-8782 Meeting ID: 848 3423 3126 Passcode: 349099 Contact City Clerk's Office at 253-591-5505
<b>WEDNESDAY, JUNE 3, 2026</b>		
5:00 PM	Planning Commission	747 Market St., Municipal Bldg., Council Chambers Join Zoom Meeting at: <a href="https://zoom.us/j/84416624153">https://zoom.us/j/84416624153</a> Telephonic: Dial 253-215-8782 Meeting ID: 844 1662 4153 Contact Stephen Atkinson at 253-905-4146

**THURSDAY, JUNE 4, 2026**

9:00 AM	Hearing Examiner's Hearing*	747 Market St., Municipal Bldg., Council Chambers Visit <a href="https://tacoma.gov/hearingexaminer">https://tacoma.gov/hearingexaminer</a>
10:00 AM	Fire Pension/Disability Board	3628 S. 35th St., Public Utilities Bldg., ABN-Ground Floor, Retirement Conf. Rm. Join Zoom Meeting at: <a href="https://zoom.us/j/88629750418">https://zoom.us/j/88629750418</a> Telephonic: Dial 253-215-8782 Meeting ID: 886 2975 0418 Passcode: 169592 Contact Cheri Campbell at 253-502-8700
5:00 PM	Civil Service Board Meeting and Study Session	747 Market St., Municipal Bldg., Council Chambers Join Zoom Meeting at: <a href="https://zoom.us/j/85371075182">https://zoom.us/j/85371075182</a> Telephonic: Dial 253-215-8782 Meeting ID: 853 7107 5182 Passcode: 657068 Contact Wendy Hobson at 253-591-2059

**FRIDAY, JUNE 5, 2026**

NO MEETINGS SCHEDULED



Meeting sites are accessible to people with disabilities. People with disabilities requiring special accommodations should contact the appropriate department(s) 48 hours prior to the meeting time.

\* Hearing Examiner's Hearings and Local Improvement District Meetings meet on an as-needed basis. Contact the Hearing Examiner's Office at 253-591-5195 to confirm whether a meeting will be held this week. Hearings may be held at various times throughout the day.

\*\* Bid Opening will be held on an as-needed basis. Contact the Finance Procurement and Payables Office at 253-502-8468 or [www.tacomapurchasing.org](http://www.tacomapurchasing.org) to confirm whether Bid Opening will be held.



# Citywide Weekly Briefing for 18 May 2026 to 24 May 2026

The data is not National Incident Based Reporting System (NIBRS) compliant. Do not compare the results with any report using that standard. The data is dynamic and is subject to change and/or revision. The number of distinct offenses listed on a report are counted. This does not represent reports or individuals. All data is compared to last year for the same number of days or date range. Small numbers may cause large percent increases and decreases. Beginning 1 October 2022, there was a change in how TPD reports certain Aggravated Assaults and Destruction offenses.

Offense Breakdown	7 Days		28 Days		Year to Date		7 Days	28 Days	YTD
	18-May-2025	18-May-2026	27-Apr-2025	27-Apr-2026	01-Jan-2025	01-Jan-2026			
	24-May-2025	24-May-2026	24-May-2025	24-May-2026	24-May-2025	24-May-2026			
<b>Persons</b>	<b>79</b>	<b>75</b>	<b>313</b>	<b>314</b>	<b>1619</b>	<b>1615</b>	5.1% ▼	0.3% ▲	0.2% ▼
Assault	72	68	278	281	1443	1433	5.6% ▼	1.1% ▲	0.7% ▼
Homicide (doesn't include Negligent/Justifiable)	0	1	2	1	11	10	NC	50.0% ▼	9.1% ▼
Kidnapping/Abduction	1	1	4	6	27	48	0.0%	50.0% ▲	77.8% ▲
Sex Offenses, Forcible	6	5	29	26	138	123	16.7% ▼	10.3% ▼	10.9% ▼
<b>Property</b>	<b>306</b>	<b>203</b>	<b>1104</b>	<b>925</b>	<b>5734</b>	<b>4883</b>	33.7% ▼	16.2% ▼	14.8% ▼
Arson	6	3	16	7	41	35	50.0% ▼	56.3% ▼	14.6% ▼
Burglary/Breaking and Entering	25	18	86	83	488	471	28.0% ▼	3.5% ▼	3.5% ▼
Counterfeiting/Forgery	0	0	1	3	20	16	0.0%	200.0% ▲	20.0% ▼
Destruction/Damage/Vandalism of Property	82	56	302	267	1558	1377	31.7% ▼	11.6% ▼	11.6% ▼
Fraud	12	5	41	33	229	231	58.3% ▼	19.5% ▼	0.9% ▲
Larceny/Theft	137	82	475	343	2490	1949	40.1% ▼	27.8% ▼	21.7% ▼
Motor Vehicle Theft	31	25	136	142	691	583	19.4% ▼	4.4% ▲	15.6% ▼
Robbery	9	10	35	27	113	111	11.1% ▲	22.9% ▼	1.8% ▼
Stolen Property	3	3	8	12	71	70	0.0%	50.0% ▲	1.4% ▼
<b>Society</b>	<b>19</b>	<b>25</b>	<b>91</b>	<b>82</b>	<b>409</b>	<b>506</b>	31.6% ▲	9.9% ▼	23.7% ▲
Drug/Narcotic	7	16	51	52	252	341	128.6% ▲	2.0% ▲	35.3% ▲
Pornography/Obscene Material	1	1	1	2	11	11	0.0%	100.0% ▲	0.0%
Prostitution	0	0	0	1	8	8	0.0%	NC	0.0%
Weapon Law Violations	11	8	39	27	138	146	27.3% ▼	30.8% ▼	5.8% ▲
<b>Citywide Totals</b>	<b>404</b>	<b>303</b>	<b>1508</b>	<b>1321</b>	<b>7762</b>	<b>7004</b>	25.0% ▼	12.4% ▼	9.8% ▼

NC = Noncalculable

## Last 7 Days

<p><b>Notes:</b></p> <ul style="list-style-type: none"> <li>• There was 1 Homicide offense during the last 7 days.</li> <li>• 63.2% (43/68) of the Assaults were coded Simple Assault.</li> <li>• There were 56 DV-related offenses.</li> <li>• 76.8% (43/56) of the DV-related offenses were Persons.</li> <li>• 60.3% (41/68) of the Assaults were DV-related.</li> <li>• DV-related Offenses: 39 ↗ 56</li> <li>• There was 1 Gang-Related offense(s) during the last 7 days.</li> <li>• Theft from Motor Vehicle: 48 ↘ 26</li> </ul>	<p><b>Top 5 Locations - Compared to last year</b></p> <ul style="list-style-type: none"> <li>• 4502 S Steele St: 15 ↘ 7</li> <li>• 3701 S Pine St: 0 ↗ 5</li> <li>• 1011 S L St: 1 ↗ 5</li> <li>• 2501 Commerce St: 0 ↗ 5</li> <li>• 1909 Fawcett Ave: 2 ↗ 4</li> </ul>	<p><b>Top 5 Offense Locations - Compared to last year</b></p> <ul style="list-style-type: none"> <li>• Single Family Residence: 55 ↗ 56</li> <li>• Street/Right Of Way: 51 ↗ 55</li> <li>• Apartment: 64 ↘ 52</li> <li>• Parking Lot: 70 ↘ 26</li> <li>• Other Business: 16 ↘ 10</li> </ul>
---	---	---



# Sector 1 Weekly Briefing for 18 May 2026 to 24 May 2026

The data is not National Incident Based Reporting System (NIBRS) compliant. Do not compare the results with any report using that standard. The data is dynamic and is subject to change and/or revision. The number of distinct offenses listed on a report are counted. This does not represent reports or individuals. All data is compared to last year for the same number of days or date range. Small numbers may cause large percent increases and decreases. Beginning 1 October 2022, there was a change in how TPD reports certain Aggravated Assaults and Destruction offenses.

Offense Breakdown	7 Days		28 Days		Year to Date		7 Days	28 Days	YTD
	18-May-2025	18-May-2026	27-Apr-2025	27-Apr-2026	01-Jan-2025	01-Jan-2026			
	24-May-2025	24-May-2026	24-May-2025	24-May-2026	24-May-2025	24-May-2026			
<b>Persons</b>	<b>23</b>	<b>20</b>	<b>77</b>	<b>83</b>	<b>404</b>	<b>421</b>	13.0%▼	7.8%▲	4.2%▲
Assault	21	18	66	76	351	375	14.3%▼	15.2%▲	6.8%▲
Homicide <i>(doesn't include Negligent/Justifiable)</i>	0	1	0	1	4	4	NC	NC	0.0%
Kidnapping/Abduction	0	0	0	2	8	11	0.0%	NC	37.5%▲
Sex Offenses, Forcible	2	1	11	4	41	31	50.0%▼	63.6%▼	24.4%▼
<b>Property</b>	<b>82</b>	<b>60</b>	<b>363</b>	<b>241</b>	<b>1756</b>	<b>1336</b>	26.8%▼	33.6%▼	23.9%▼
Arson	2	1	9	2	16	16	50.0%▼	77.8%▼	0.0%
Burglary/Breaking and Entering	8	7	32	25	137	132	12.5%▼	21.9%▼	3.6%▼
Counterfeiting/Forgery	0	0	0	0	1	4	0.0%	0.0%	300.0%▲
Destruction/Damage/Vandalism of Property	25	23	114	88	589	418	8.0%▼	22.8%▼	29.0%▼
Fraud	1	2	9	8	55	49	100.0%▲	11.1%▼	10.9%▼
Larceny/Theft	31	19	130	77	660	475	38.7%▼	40.8%▼	28.0%▼
Motor Vehicle Theft	11	7	56	30	235	178	36.4%▼	46.4%▼	24.3%▼
Robbery	3	0	9	5	31	25	100.0%▼	44.4%▼	19.4%▼
Stolen Property	1	1	2	2	22	23	0.0%	0.0%	4.5%▲
<b>Society</b>	<b>3</b>	<b>7</b>	<b>21</b>	<b>23</b>	<b>83</b>	<b>158</b>	133.3%▲	9.5%▲	90.4%▲
Drug/Narcotic	0	5	9	16	42	122	NC	77.8%▲	190.5%▲
Pornography/Obscene Material	0	1	0	1	2	1	NC	NC	50.0%▼
Prostitution	0	0	0	1	4	4	0.0%	NC	0.0%
Weapon Law Violations	3	1	12	5	35	31	66.7%▼	58.3%▼	11.4%▼
<b>Sector Totals</b>	<b>108</b>	<b>87</b>	<b>461</b>	<b>347</b>	<b>2243</b>	<b>1915</b>	19.4%▼	24.7%▼	14.6%▼

NC = Noncalculable

## Last 7 Days

### Notes:

- There was 1 Homicide offense during the last 7 days.
- 77.8% (14/18) of the Assaults were coded Simple Assault.
- There were 15 DV-related offenses.
- 80.0% (12/15) of the DV-related offenses were Persons.
- 61.1% (11/18) of the Assaults were DV-related.
- DV-related Offenses: 6 ↗ 15
- There were no Gang-Related offense(s) during the last 7 days.
- Theft from Motor Vehicle: 17 ↘ 7

### Top 5 Locations - Compared to last year

- 1011 S L St: 1 ↗ 5
- 2501 Commerce St: 0 ↗ 5
- 1909 Fawcett Ave: 0 ↗ 4
- 304 Puyallup Ave: 0 ↗ 3
- 1210 Tacoma Ave S: 0 ↗ 2
- 1402 Tacoma Ave S: 0 ↗ 2
- 2615 E N St: 0 ↗ 2
- There were 6 additional locations with 2.

### Top 5 Offense Locations - Compared to last year

- Apartment: 21 ↗ 24
- Street/Right Of Way: 22 ↘ 15
- Single Family Residence: 4 ↗ 8
- Other Business: 3 ↗ 5
- Park: 1 ↗ 4
- Parking Lot: 13 ↘ 4



# Sector 2 Weekly Briefing for 18 May 2026 to 24 May 2026

The data is not National Incident Based Reporting System (NIBRS) compliant. Do not compare the results with any report using that standard. The data is dynamic and is subject to change and/or revision. The number of distinct offenses listed on a report are counted. This does not represent reports or individuals. All data is compared to last year for the same number of days or date range. Small numbers may cause large percent increases and decreases. Beginning 1 October 2022, there was a change in how TPD reports certain Aggravated Assaults and Destruction offenses.

Offense Breakdown	7 Days		28 Days		Year to Date		7 Days	28 Days	YTD
	18-May-2025	18-May-2026	27-Apr-2025	27-Apr-2026	01-Jan-2025	01-Jan-2026			
	24-May-2025	24-May-2026	24-May-2025	24-May-2026	24-May-2025	24-May-2026			
<b>Persons</b>	<b>20</b>	<b>10</b>	<b>86</b>	<b>64</b>	<b>407</b>	<b>339</b>	50.0% ▼	25.6% ▼	16.7% ▼
Assault	20	8	78	53	357	297	60.0% ▼	32.1% ▼	16.8% ▼
Homicide (doesn't include Negligent/Justifiable)	0	0	1	0	3	2	0.0%	100.0% ▼	33.3% ▼
Kidnapping/Abduction	0	0	2	0	8	8	0.0%	100.0% ▼	0.0%
Sex Offenses, Forcible	0	2	5	11	39	32	NC	120.0% ▲	17.9% ▼
<b>Property</b>	<b>84</b>	<b>40</b>	<b>247</b>	<b>243</b>	<b>1358</b>	<b>1320</b>	52.4% ▼	1.6% ▼	2.8% ▼
Arson	0	0	1	2	5	9	0.0%	100.0% ▲	80.0% ▲
Burglary/Breaking and Entering	8	5	20	24	120	135	37.5% ▼	20.0% ▲	12.5% ▲
Counterfeiting/Forgery	0	0	0	0	4	2	0.0%	0.0%	50.0% ▼
Destruction/Damage/Vandalism of Property	25	6	73	73	369	387	76.0% ▼	0.0%	4.9% ▲
Fraud	5	0	14	5	59	65	100.0% ▼	64.3% ▼	10.2% ▲
Larceny/Theft	38	23	108	100	596	542	39.5% ▼	7.4% ▼	9.1% ▼
Motor Vehicle Theft	5	5	22	33	166	142	0.0%	50.0% ▲	14.5% ▼
Robbery	2	1	7	4	24	20	50.0% ▼	42.9% ▼	16.7% ▼
Stolen Property	0	0	1	1	6	10	0.0%	0.0%	66.7% ▲
<b>Society</b>	<b>2</b>	<b>2</b>	<b>10</b>	<b>11</b>	<b>36</b>	<b>48</b>	0.0%	10.0% ▲	33.3% ▲
Drug/Narcotic	1	1	4	5	12	21	0.0%	25.0% ▲	75.0% ▲
Pornography/Obscene Material	0	0	0	0	2	2	0.0%	0.0%	0.0%
Prostitution	0	0	0	0	0	0	0.0%	0.0%	0.0%
Weapon Law Violations	1	1	6	6	22	25	0.0%	0.0%	13.6% ▲
<b>Sector Totals</b>	<b>106</b>	<b>52</b>	<b>343</b>	<b>318</b>	<b>1801</b>	<b>1707</b>	50.9% ▼	7.3% ▼	5.2% ▼

NC = Noncalculable

## Last 7 Days

<p><b>Notes:</b></p> <ul style="list-style-type: none"> <li>There were no Homicide offense(s) during the last 7 days.</li> <li>50.0% (4/8) of the Assaults were coded Simple Assault.</li> <li>There were 2 DV-related offenses.</li> <li>100.0% (2/2) of the DV-related offenses were Persons.</li> <li>25.0% (2/8) of the Assaults were DV-related.</li> <li>DV-related Offenses: 10 ↘ 2</li> <li>There were no Gang-Related offense(s) during the last 7 days.</li> <li>Theft from Motor Vehicle: 13 ↘ 7</li> </ul>	<p><b>Top 5 Locations - Compared to last year</b></p> <ul style="list-style-type: none"> <li>1213 N Fife St: 0 ↗ 3</li> <li>3118 6th Ave: 0 ↗ 3</li> <li>7815 S 19th St: 0 ↗ 2</li> <li>2545 N Narrows Dr: 0 ↗ 2</li> <li>4820 S 19th St: 0 ↗ 2</li> <li>701 S Huson St: 0 ↗ 2</li> </ul>	<p><b>Top 5 Offense Locations - Compared to last year</b></p> <ul style="list-style-type: none"> <li>Single Family Residence: 21 ↘ 12</li> <li>Street/Right Of Way: 8 ↘ 6</li> <li>Apartment: 26 ↘ 6</li> <li>Parking Lot: 9 ↘ 5</li> <li>Garage (Residential): 2 ↗ 4</li> </ul>
--	---	--



# Sector 3 Weekly Briefing for 18 May 2026 to 24 May 2026

The data is not National Incident Based Reporting System (NIBRS) compliant. Do not compare the results with any report using that standard. The data is dynamic and is subject to change and/or revision. The number of distinct offenses listed on a report are counted. This does not represent reports or individuals. All data is compared to last year for the same number of days or date range. Small numbers may cause large percent increases and decreases. Beginning 1 October 2022, there was a change in how TPD reports certain Aggravated Assaults and Destruction offenses.

Offense Breakdown	7 Days		28 Days		Year to Date		7 Days	28 Days	YTD
	18-May-2025	18-May-2026	27-Apr-2025	27-Apr-2026	01-Jan-2025	01-Jan-2026			
	24-May-2025	24-May-2026	24-May-2025	24-May-2026	24-May-2025	24-May-2026			
<b>Persons</b>	<b>23</b>	<b>15</b>	<b>83</b>	<b>73</b>	<b>372</b>	<b>391</b>	34.8% ▼	12.0% ▼	5.1% ▲
Assault	19	13	71	65	334	340	31.6% ▼	8.5% ▼	1.8% ▲
Homicide <i>(doesn't include Negligent/Justifiable)</i>	0	0	0	0	0	1	0.0%	0.0%	NC
Kidnapping/Abduction	0	1	1	2	5	15	NC	100.0% ▲	200.0% ▲
Sex Offenses, Forcible	4	1	11	6	33	34	75.0% ▼	45.5% ▼	3.0% ▲
<b>Property</b>	<b>87</b>	<b>45</b>	<b>262</b>	<b>224</b>	<b>1383</b>	<b>1099</b>	48.3% ▼	14.5% ▼	20.5% ▼
Arson	2	1	3	2	9	3	50.0% ▼	33.3% ▼	66.7% ▼
Burglary/Breaking and Entering	2	1	10	12	105	81	50.0% ▼	20.0% ▲	22.9% ▼
Counterfeiting/Forgery	0	0	1	2	8	8	0.0%	100.0% ▲	0.0%
Destruction/Damage/Vandalism of Property	23	8	69	49	322	258	65.2% ▼	29.0% ▼	19.9% ▼
Fraud	1	1	6	7	54	53	0.0%	16.7% ▲	1.9% ▼
Larceny/Theft	46	23	141	98	714	514	50.0% ▼	30.5% ▼	28.0% ▼
Motor Vehicle Theft	10	6	26	43	134	130	40.0% ▼	65.4% ▲	3.0% ▼
Robbery	2	3	5	5	19	29	50.0% ▲	0.0%	52.6% ▲
Stolen Property	1	1	1	4	12	14	0.0%	300.0% ▲	16.7% ▲
<b>Society</b>	<b>5</b>	<b>7</b>	<b>20</b>	<b>15</b>	<b>101</b>	<b>126</b>	40.0% ▲	25.0% ▼	24.8% ▲
Drug/Narcotic	2	5	11	11	66	83	150.0% ▲	0.0%	25.8% ▲
Pornography/Obscene Material	1	0	1	1	7	6	100.0% ▼	0.0%	14.3% ▼
Prostitution	0	0	0	0	1	2	0.0%	0.0%	100.0% ▲
Weapon Law Violations	2	2	8	3	27	35	0.0%	62.5% ▼	29.6% ▲
<b>Sector Totals</b>	<b>115</b>	<b>67</b>	<b>365</b>	<b>312</b>	<b>1856</b>	<b>1616</b>	41.7% ▼	14.5% ▼	12.9% ▼

NC = Noncalculable

## Last 7 Days

### Notes:

- There were no Homicide offense(s) during the last 7 days.
- 61.5% (8/13) of the Assaults were coded Simple Assault.
- There were 9 DV-related offenses.
- 88.9% (8/9) of the DV-related offenses were Persons.
- 53.8% (7/13) of the Assaults were DV-related.
- DV-related Offenses: 14 ↘ 9
- There was 1 Gang-Related offense(s) during the last 7 days.
- Theft from Motor Vehicle: 14 ↘ 6

### Top 5 Locations - Compared to last year

- 4502 S Steele St: 15 ↘ 7
- 3701 S Pine St: 0 ↗ 5
- 1913 S 72nd St: 1 ↗ 3
- 3523 S Ainsworth Ave: 0 ↗ 2
- 8235 S Hosmer St: 0 ↗ 2
- 3105 S 47th St: 0 ↗ 2
- 2330 S 37th St: 0 ↗ 2
- There were 7 additional locations with 2.

### Top 5 Offense Locations - Compared to last year

- Single Family Residence: 8 ↗ 13
- Street/Right Of Way: 13 ↘ 11
- Apartment: 15 ↘ 10
- Department Store: 9 ↘ 5
- Parking Lot: 33 ↘ 5



# Sector 4 Weekly Briefing for 18 May 2026 to 24 May 2026

The data is not National Incident Based Reporting System (NIBRS) compliant. Do not compare the results with any report using that standard. The data is dynamic and is subject to change and/or revision. The number of distinct offenses listed on a report are counted. This does not represent reports or individuals. All data is compared to last year for the same number of days or date range. Small numbers may cause large percent increases and decreases. Beginning 1 October 2022, there was a change in how TPD reports certain Aggravated Assaults and Destruction offenses.

Offense Breakdown	7 Days		28 Days		Year to Date		7 Days	28 Days	YTD
	18-May-2025	18-May-2026	27-Apr-2025	27-Apr-2026	01-Jan-2025	01-Jan-2026			
	24-May-2025	24-May-2026	24-May-2025	24-May-2026	24-May-2025	24-May-2026			
<b>Persons</b>	<b>13</b>	<b>30</b>	<b>67</b>	<b>94</b>	<b>436</b>	<b>464</b>	<b>130.8%▲</b>	<b>40.3%▲</b>	<b>6.4%▲</b>
Assault	12	29	63	87	401	421	141.7%▲	38.1%▲	5.0%▲
Homicide (doesn't include Negligent/Justifiable)	0	0	1	0	4	3	0.0%	100.0%▼	25.0%▼
Kidnapping/Abduction	1	0	1	2	6	14	100.0%▼	100.0%▲	133.3%▲
Sex Offenses, Forcible	0	1	2	5	25	26	NC	150.0%▲	4.0%▲
<b>Property</b>	<b>53</b>	<b>58</b>	<b>232</b>	<b>217</b>	<b>1237</b>	<b>1128</b>	<b>9.4%▲</b>	<b>6.5%▼</b>	<b>8.8%▼</b>
Arson	2	1	3	1	11	7	50.0%▼	66.7%▼	36.4%▼
Burglary/Breaking and Entering	7	5	24	22	126	123	28.6%▼	8.3%▼	2.4%▼
Counterfeiting/Forgery	0	0	0	1	7	2	0.0%	NC	71.4%▼
Destruction/Damage/Vandalism of Property	9	19	46	57	278	314	111.1%▲	23.9%▲	12.9%▲
Fraud	5	2	12	13	61	64	60.0%▼	8.3%▲	4.9%▲
Larceny/Theft	22	17	96	68	520	418	22.7%▼	29.2%▼	19.6%▼
Motor Vehicle Theft	5	7	32	36	156	133	40.0%▲	12.5%▲	14.7%▼
Robbery	2	6	14	13	39	37	200.0%▲	7.1%▼	5.1%▼
Stolen Property	1	1	4	5	31	23	0.0%	25.0%▲	25.8%▼
<b>Society</b>	<b>9</b>	<b>9</b>	<b>40</b>	<b>33</b>	<b>189</b>	<b>174</b>	<b>0.0%</b>	<b>17.5%▼</b>	<b>7.9%▼</b>
Drug/Narcotic	4	5	27	20	132	115	25.0%▲	25.9%▼	12.9%▼
Pornography/Obscene Material	0	0	0	0	0	2	0.0%	0.0%	NC
Prostitution	0	0	0	0	3	2	0.0%	0.0%	33.3%▼
Weapon Law Violations	5	4	13	13	54	55	20.0%▼	0.0%	1.9%▲
<b>Sector Totals</b>	<b>75</b>	<b>97</b>	<b>339</b>	<b>344</b>	<b>1862</b>	<b>1766</b>	<b>29.3%▲</b>	<b>1.5%▲</b>	<b>5.2%▼</b>

NC = Noncalculable

## Last 7 Days

### Notes:

- There were no Homicide offense(s) during the last 7 days.
- 58.6% (17/29) of the Assaults were coded Simple Assault.
- There were 30 DV-related offenses.
- 70.0% (21/30) of the DV-related offenses were Persons.
- 72.4% (21/29) of the Assaults were DV-related.
- DV-related Offenses: 9 ↗ 30
- There were no Gang-Related offense(s) during the last 7 days.
- Theft from Motor Vehicle: 4 ↗ 6

### Top 5 Locations - Compared to last year

- 616 S 34th St: 0 ↗ 3
- 4255 Everett St: 0 ↗ 3
- 232 S 70th St: 0 ↗ 2
- 767 S 70th St: 0 ↗ 2
- 6822 A St: 0 ↗ 2
- 3202 E I St: 0 ↗ 2
- S 48th St & Fawcett Ave: 0 ↗ 2
- There were 11 additional locations with 2.

### Top 5 Offense Locations - Compared to last year

- Single Family Residence: 22 ↗ 23
- Street/Right Of Way: 8 ↗ 23
- Parking Lot: 15 ↘ 12
- Apartment: 2 ↗ 12
- Alley: 1 ↗ 5

Date	Meeting	Subject	Department	Background
June 2, 2026	Joint City Council / Tacoma Public Utilities Study Session (Hybrid Council Chambers / Dial-in 12:00 p.m.)	Bond Issuance Training	Finance - Michael San Soucie	
		Participatory Budgeting 5th City Council District		Staff will provide Council with an overview of the Participatory Budgeting project, including its scope, purpose, and anticipated benefits for Tacoma's and the environment. The briefing will also highlight how the project supports the City's commitments to equity, serving historically marginalized communities, and Tacoma 2035's Climate and Environment Goal Area.
	City Council Meeting (hybrid Council Chambers /dial-in 5:00 PM)			
June 9, 2026	Study Session (Hybrid Council Chambers / Dial-in 12:00 p.m.)	General Fund Financial Forecast	Finance - Andy Cherullo, Susan Calderon & Teresa Green	Staff will present on the current biennial budget's performance & six-year (2027-2032) financial outlook of the General Fund. The presentation will also include revenue and cost drivers that influence the financial outlook of many City funds.
		Closed Session (1 Hour)		
	City Council Meeting (hybrid Council Chambers /dial-in 5:00 PM)			
June 16, 2026	Study Session (Hybrid Council Chambers / Dial-in 12:00 p.m.)			
	City Council Meeting (hybrid Council Chambers /dial-in 5:00 PM)			
June 23, 2026	Study Session (Hybrid Council Chambers / Dial-in 12:00 p.m.)	Media and Communications Quarterly Update	Media and Communications - Amy Clancy	
	City Council Meeting (hybrid Council Chambers /dial-in 5:00 PM)			
June 30, 2026	Study Session (Hybrid Council Chambers / Dial-in 12:00 p.m.)	Middle Housing Permitting Program Update	Planning and Development Services - Peter Huffman	Staff will provide an update on the Middle Housing Permitting Program.
	City Council Meeting (hybrid Council Chambers /dial-in 5:00 PM)			

**Community Vitality and Safety Committee**

<b>Community Vitality and Safety Committee</b>			
<b>Members</b> (Chair) CM Rumbaugh, (Vice Chair) CM Scott; CM Palmer, and CM Walker; Alternate: CM Diaz <b>Staff</b> Executive Liaison: Toni Esparza Coordinator: Arsenio Roddy-Little		<b>Meetings</b> 2nd and 4th Thursdays 4:30pm Zoom and TMB 243	<b>CBC Assignments</b> • Commission on Disabilities • Commission on Immigrant & Refugee Affairs • Community Redevelopment Authority • Community's Police Advisory Committee • Housing Authority • Human Rights Commission • Human Services Commission • Public Library Board
<b>Date</b>	<b>Topic</b>	<b>Presenter(s)</b>	<b>Description</b>
May 28	Improving Outcomes with System-Based Advocates	Council Member Sarah Rumbaugh; Nancy Shattuck, Empowering Voices Today	An in-depth look at how court-appointed advocates improve outcomes for victims in domestic violence cases.
June 11	Results of the Juvenile Justice Task Force	John Lane, Senior Counsel, Office of Executive Mello; Karl Imlig, Director of Facilities Management; Chris Gaddis, Court Executive; Joseph Evans, Judge of Superior Court	Staff from the Pierce County Executive's Office will present on the results of the Juvenile Justice Task Force, which provided guidance on a new juvenile justice facility to replace the aging Remann Hall.
June 25	Rental Housing Code and Landlord Fairness Code: Compliance and Enforcement Overview	Felicia Medlen, Division Manager; ChiQuata Elder, Senior Equity Programs Consultant, Community and Economic Development	Informational briefing on compliance and enforcement procedures for the City's Rental Housing Code and the Landlord Fairness Code Initiative.
July 9	Unified Regional Approach to Homelessness in Pierce County	Council Member Jani Hitchen, Chair; Mary Connolly, Policy Analyst, Pierce County Council	An overview of the collaboration that is taking place across the County to launch a Unified Regional Approach to Homelessness in Pierce County.
July 23	Tacoma Area Commission on Disabilities Interviews	Nicole Emery, City Clerk	The Committee will conduct interviews to fill seats on the Commission.

**Economic Development Committee**

**Members**

(Chair) CM Diaz, (Vice Chair) DM Bushnell,  
CM Palmer, and CM Scott; Alternate: CM Rumbaugh

**Staff**

Executive Liaison: Debbie Bingham;  
Coordinator: Chrisy Vindivich

**Meetings**

2nd, 4th, and 5th Tuesdays  
10:00am  
Zoom and TMB 243

**CBC Assignments**

- Arts Commission
- City Events and Recognition Committee
- Equity in Contracting Advisory Committee
- Convention Center Public Facilities District
- Tacoma Creates Advisory Board

Date	Topic	Presenter(s)	Description
June 9	City Events and Recognitions Committee Interviews	Nicole Emery, City Clerk	The Committee will conduct interviews to fill seats on the City Events and Recognitions Committee.
June 23	Economic Development Board Update	Paul Bakker, Business and Economic Development Analyst, Community and Economic Development; Michael Catsi, President-CEO, Economic Development Board	This presentation will provide an overview of the Economic Development Board's (EDB's) mission, core functions, and role in supporting business growth and regional competitiveness. It will also highlight key performance metrics and outcomes that demonstrate EDB's impact on economic vitality and job creation.
June 30	Community and Stakeholder Engagement Report Out on Tacoma Minimum Wage	Deputy Mayor Joe Bushnell	A report on Deputy Mayor Bushnell's community outreach and engagement to discuss the City of Tacoma's minimum wage.
July 14	Equity in Contracting Advisory Committee Interviews	Nicole Emery, City Clerk	The Committee will conduct interviews to fill seats on the Advisory Committee.
July 28	Spaceworks Tacoma Annual Report Out	Rebecca Solverson, Division Manager, Community and Economic Development; Jennifer English, Program Director, Spaceworks	Spaceworks Tacoma staff will give an overview of the program, including major recent accomplishments and upcoming initiatives.

**Government Performance and Finance Committee**

<b>Government Performance and Finance Committee</b>			
<b>Members</b> (Chair) CM Hines, (Vice Chair) DM Bushnell, CM Sadalge, and CM Rumbaugh; Alternate: CM Walker <b>Staff</b> Executive Liaison: Andy Cherullo; Coordinator: Chantra Real		<b>Meetings</b> 1st and 3rd Tuesdays 10:00am Zoom and TMB 243	<b>CBC Assignments</b> • Audit Advisory Board • Board of Ethics • Civil Service Board • Public Utility Board
<b>Date</b>	<b>Topic</b>	<b>Presenter(s)</b>	<b>Description</b>
June 2	Financial and Federal Audit - 2025 Entrance Conference	Saundra Groshong, Judy Ly, Jason Starr, State Auditor's Office	State Auditor's Office - 2025 Entrance Conference - Financial and Federal Audit
June 16	To be Determined		
July 7	To be Determined		
July 21			

**Infrastructure, Planning, and Sustainability Committee**

<b>Infrastructure, Planning, and Sustainability Committee</b>			
<b>Members</b> (Chair) CM Walker, (Vice Chair) CM Sadalge, CM Diaz, and CM Hines; Alternate: DM Bushnell <b>Staff</b> Executive Liaison: Ramiro Chavez Coordinator: Marvin Griffin		<b>Meetings</b> 2nd and 4th Wednesdays 4:30pm Zoom and TMB 243	<b>CBC Assignments</b> • Climate and Sustainability Commission • Landmarks Preservation Commission • Planning Commission • Transportation Commission • Urban Design Board
<b>Date</b>	<b>Topic</b>	<b>Presenter(s)</b>	<b>Description</b>
June 10	Planning Commission Interviews	Nicole Emery, City Clerk	The Committee will conduct interviews to fill seats on the Commission.
	Parking Citation Fine Structure and Adjudication Process	Eric Huseby, Assistant Division Manager, Public Works	Staff will present on recent work establish a new framework for parking citations rates and outline improvements being considered to the citation adjudication process.
	Local Jurisdictional Conferral for Proposed Gault Property Acquisition	Terry Jungman, District-Wide Capital Improvement Program Manager, Parks Tacoma	Parks Tacoma has submitted a grant application to the Washington Wildlife and Recreation Program's Local Parks category through the Washington State Recreation and Conservation Office (RCO). The grant would help fund the purchase of the Gault property from the Tacoma School District. The Gault property is approximately 3.4 acres and is located at 3537 E L Street, Tacoma, WA 98404. RCO policy requires applicants to confer with the city that has jurisdiction over the project area.
June 24	Tree and Landscaping Code Update	Adam Nolan, Senior Planner, Planning and Development Services; Claire Mardian, Consultant, Mithun	Staff will provide an update on the Tree/Landscaping Code Amendments, with a focus on the draft code options being considered for release as part of the Planning Commission's public hearing process.
	South Tacoma Tree Canopy Enhancement	Mike Carey, Urban Forestry Program Manager, Environmental Services	The City of Tacoma has partnered with the Washington Department of Ecology to strategize green infrastructure investments in the South Tacoma Neighborhood. This presentation will provide an overview of the scope of work with the City and Ecology, including anticipated investments, programs, and projects to increase tree canopy.
	NPDES/EPA Permit on Tribal Land & Stormwater Comprehensive Plan	Shauna Hansen, Stormwater Management Program and Permit Coordinator; Brandi Wallace Lubliner, Principal Engineer; Dana de Leon, Assistant Division Manager, Environmental Services	The EPA is issuing a new, municipal separate storm sewer system (MS4) Permit to City stormwater discharges to tribal waters, adding 18 identified outfalls in Tacoma to the existing citywide Department of Ecology MS4 Permit. Staff will explain the new permit's similarities, differences, and City compliance efforts. Staff will also provide an update on the Stormwater Comprehensive Plan.
July 8	Central Wastewater Treatment Plant Gas Utilization Facility Status Update	Matt Torrey, Engineer; Teresa Peterson, Principal Engineer; Dominic Greco, Business Services Manager; Nathan Crain, Senior Business Services Analyst, Environmental Services	The Central Wastewater Treatment Plant's Gas Utilization Facility (GUF) is a renewable natural gas (RNG) facility constructed around 2020 to capture, process, and sell excess biogas (methane) produced as a byproduct of the plant's biosolids digestion process. Staff will present on the GUF's operational and financial performance to-date.
	Briefing on Update Process for the City's Right-of-Way Design Manual	Brennan Kidd, Assistant Division Manager, Public Works; Chris Johnson, Manager, Planning and Development Services	Informational presentation to discuss the multi-departmental process already being used to update the City's Right-of-Way Design manual in a systematic, consistent, and sustainable way. A recent past update cycle will be described and summarized at a high level followed by the presentation of the steps pertaining to the next update cycle expected to be finalized in 2027.

**Operational Strategy and Administrative Committee**

<b>Committee Members</b> (Chair) Anders Ibsen, CM Bushnell, CM Scott, and CM Walker Alternate: CM Hines Executive Liaison: Ben Thurgood		2nd and 4th Fridays of the month 10:30am Zoom and TMB 243	<b>CBC Assignments</b> • Comission on Elected Salaries
<b>Date</b>	<b>Topic(s)</b>	<b>Presenter(s)</b>	<b>Description</b>
June 12, 2026	Council Rules (including Community Forum)	Ben Thurgood	
	Council Staffing	Ben Thurgood	
June 26, 2026	Role of the Deputy Mayor		
July 10, 2026	City Manager Workplan Quarterly Check in		