



## WEEKLY REPORT TO THE CITY COUNCIL

January 22, 2026

Members of the City Council  
City of Tacoma, Washington

Dear Mayor and Council Members:

### ITEMS OF INTEREST

1. Finance Department Assistant Finance Director / Budget Officer Teresa Green provides the attached **2027 – 2028 Budget Development Process memorandum**.
2. Interim Public Works Director Kurtis Kingsolver provides the attached **December 2025, Vision Zero Crash Report**.
3. City-funded Temporary and Emergency Shelter Performance: The City posts weekly information about its Temporary and Emergency Shelter locations including current census, number of available beds, and exits to housing. **This information can be found at:** <https://cms.tacoma.gov/ncs/weeklydataupdate.pdf> and is updated weekly.

Pierce County Human Services also uses the Homeless Management Information System to report daily availability throughout Pierce County. This information can be found at: <https://www.piercecountywa.gov/8220/Homeless-Emergency-Shelter-Availability> and shows the available beds open at shelters and is updated Monday - Friday by 10:00 a.m.

4. Encampment Outreach: For the week of **January 12 - 16, 2026**, the HEAL team visited **15 locations**. This resulted in **39 ( 10 new, and 29 repeat)** individuals contacted and referred to community services; 2 individuals were referred and placed into detox and 2 individuals accepted shelter placement. This information can be found at: [HEAL Team Engagement Dashboard | Tacoma Open Data](#).
5. Tacoma Interim Police Chief Jackson provides the attached **Weekly Crime Report**.
6. Please see the attached City of Tacoma **Weekly Meeting Schedule**.
7. City Manager's Office Constituent Relations Analyst Karyssa Mathison provides the attached **Constituent Intake Report**.

8. Tacoma Public Utilities Executive Operations & Governance Manager Charleen Jacobs provides the attached **January 28, 2026, Tacoma Public Utility Board Study Session and Board meeting agendas**. No Items will be going to Council.

9. Amy Clancy, Media and Communications Director shares the “**Good News**” below.

- **On Monday, January 19, at the Tacoma Convention Center, we honored Dr. Martin Luther King Jr.**, a towering figure in American history and tireless advocate for civil rights. His eloquence and humanity continue to inspire us to strive for equality and social justice Celebration.
- On Monday January 19, 2026, Parks Tacoma hosted a “**Day of Service**” in honor of **Dr. Martin Luther King Jr.** There were three different work parties to attend that day. Community members came together and helped to pitch in to improve our parks.
- Paving on North 39th and North 41st Streets between Mason Street and Stevens Street is wrapping up! Citywide, we’ve already restored over 5,600 residential blocks and are on pace to complete more than 6,000 as part of Tacoma’s Residential Restoration Program! This work is made possible by our amazing crews and your Streets Initiative I investment. Learn more about our progress at [tacomastreetinitiative.org](http://tacomastreetinitiative.org)
- The City of Tacoma **received over \$4 million in grants** from the Washington State Transportation Improvement Board (TIB) to help fund improvements on South 12th Street and safety upgrades in the Fern Hill neighborhood. The South Park Avenue Greenway project is part of our Safe Routes to Schools efforts and includes:
  - Four new speed humps and a new traffic circle at South 80th Street.
  - Curb bulbs and a raised crosswalk at South 86th Street.
  - 160 feet of new sidewalk to eliminate existing gaps, ensuring a continuous path for pedestrians.
  - A new traffic diverter at South 78th Street.The South 12th Street Project includes:
  - Upgrades to three traffic signal systems, including larger signal heads with reflective backplates for visibility.
  - Accessible Pedestrian Signals (APS) and Leading Pedestrian Intervals (LPI) to give walkers a head start before cars move.
  - A westbound lane reduction will allow for the installation of protected bike lanes, separated from traffic by a buffer and mountable curbs.
  - Work on both projects is anticipated to begin in the second quarter of 2027.
- Join Tacoma Mobility to create your own personalized reflective safety gear! They’ll have waterproof backpack covers and ponchos on hand – or you can bring your own items! The event is February 3, 2026, from 5 – 7 PM, at the Tacoma Public Library South Branch (3411 South 56th St.) All ages are welcome. Register at [tacoma.gov/mobility](http://tacoma.gov/mobility).

- January 9, 2026, was **Law Enforcement Appreciation Day**.! We want to sincerely thank our officers who show up every day to serve our city with professionalism, commitment, and heart. Your dedication to this profession and to the people of Tacoma does not go unnoticed. We also thank all those in Law Enforcement today, and every day, for your service to your communities and the profession.
- For this week's Throwback Thursday, the **Tacoma Fire Department (TFD)** looks back to call volume and accomplishments in 2025. Check out our numbers for 2025 below! In 2025, TFD responded to:
  - 3,509 Fires
  - 41,601 EMS calls
  - 6,570 Other calls
  - 51,680 Total calls
  - Other notable moments include:
    - We trained 2,094 community members in CPR/AED/FBAO/Narcan
    - We added 2 Aid units for low-acuity calls
    - We replaced 3 of our 16-year-old fire engines
    - We started our whole blood program that allows us to give blood transfusions on incident scenes
    - We look forward to serving our community further in 2026!
- Last week, the City of Tacoma's Fire Department (TFD) held our second annual **Lieutenant Academy**. This 40-hour training helped prepare 16 TFD firefighters who are being promoted to officers. They learned about their new responsibilities and developed stronger leadership skills through lessons like Strategy & Tactics, Safety, Personnel Management, and Fire Investigations. Later this month, they will begin a six-month Probationary Officer Syllabus to become Lieutenants.

## **STUDY SESSION / WORK SESSION**

10. **The City Council Study Session of Tuesday, January 27, 2026, will be conducted as a hybrid meeting.** This meeting can be attended in-person at the Tacoma Municipal Building, Council Chambers, located at 747 Market Street on the 1<sup>st</sup> floor or be heard by dialing (253) 215 – 8782 or through Zoom at: [www.zoom.us/j/89496171192](https://www.zoom.us/j/89496171192) and entering the meeting ID 894 9617 1192; passcode 89659 when prompted. This meeting will be broadcast on TV Tacoma.

Discussion items will include: (1) **Vision for the City and Tacoma Police Department**; (2) **Media and Communications Office Department Overview**; (3) **Future Streets Levy Options**; (4) **Other Items of Interest**; (5) **Committee Reports**; (6) **Agenda Review & City Manager's Weekly Report**; (7) **Executive Session – Evaluate the Qualifications of an Applicant for Public Employment & Pending Litigation**.

On our first agenda item, Interim Tacoma Police Chief Patti Jackson will provide a presentation on her **Vision for the City of Tacoma and the Police Department**.

On our second agenda item, the Media and Communications Office will provide a **brief department overview**.

On our third agenda item, staff from Public Works will **discuss potential policy options for a future streets ballot measure**. The intent of this presentation is to seek Council feedback and guidance on possible pathways to sustainably fund street maintenance and preservation while aligning with community priorities and Council policy goals.

11. The updated **Tentative City Council Forecast and Consolidated Standing Committee Calendars** are attached for your information.

### MARK YOUR CALENDARS

- City of Tacoma – Virtual Workshop Series for Small Business on AI and Cybersecurity: January 26, 2026, 11:00 a.m. – 2:00 p.m. The City of Tacoma, in partnership with HTM Consulting, is hosting a virtual workshop series for small businesses on the practical application of Artificial Intelligence (AI) and cybersecurity. The instructor-led series focuses on helping local enterprises adopt innovative AI tools while maintaining rigorous data protection and operational security standards. **Participants will then be invited to two virtual follow-up check-ins to support implementation and facilitate peer learning. The first virtual follow-up check-in will be on February 11, 2026, 9:00 a.m. – 10:30 a.m. and the second will be on February 26, 2026, from 9:00 a.m. – 10:30 a.m.**

The virtual workshop series, which specifically focuses on the needs of small business owners and operators, is open to the public. While there is no cost to participate, [registration is required](#).

Questions, or requests to receive information in an alternate format, can be directed to Linda Cerna at [lcerna@cityoftacoma.org](mailto:lcerna@cityoftacoma.org) or (253) 453-9488. **More details can be found at: [City Offers Virtual Workshop Series for Small Businesses on AI and Cybersecurity | City of Tacoma](#).**

- Take a Walk With Your Council Member Kristina Walker: Join Council Member Kristina Walker on **Tuesday, January 27, 2026, 4:00 p.m.**, for an hour-long walk around Downtown to hear about her work on City Council, share your thoughts, and ask questions. Meet-up is at the Tacoma Municipal Building (747 Market Street), no RSVP is required.
- Office of Minority & Women's Business Enterprises (OMWBE) Certification 201 Workshop on February 12, 2026: February 12, 2026, 9:00 a.m. – 11:00 a.m., Tacoma Municipal Building (747 Market St., Room 243) or virtually. As part of its ongoing work to address disparities for historically underutilized businesses owned by minority, women, and socially and economically disadvantaged individuals, the City of Tacoma's Equity in Contracting (EIC) Program is partnering with the Washington State Office of Minority & Women's Business Enterprises (OMWBE).

Participants will have an opportunity to start or complete their OMWBE application to become a certified business, and are encouraged to bring the following items:

- Laptop or electronic device and
- Financial statements and any paperwork required for the certification process

Event details are available at [makeittacoma.com/events](https://makeittacoma.com/events). Community members with questions or requests to receive information in an alternate format can contact Linda Cerna at [lcerna@cityoftacoma.org](mailto:lcerna@cityoftacoma.org) or (253) 453-9488.

Sincerely,

A handwritten signature in black ink, appearing to read 'Hyun Kim', followed by a horizontal line.

Hyun Kim  
Interim City Manager

HK: ram



# Finance

## Memorandum

TO: Hyun Kim, Interim City Manager  
Allyson Griffith, Deputy City Manager

FROM: Teresa Green, Assistant Finance Director/Budget Officer *TG*  
Andy Cherullo, Finance Director *AC*

SUBJECT: 2027-2028 Budget Development Process

DATE: January 20, 2026

Deputy Mayor Joe Bushnell requested information about the timeline of the upcoming budget process. To respond to that request and provide a guideline to all Council Members, this memo is provided by the Office of Management & Budget.

Throughout 2026, all departments will be working on phases on budget development with a few key touchpoints for Council. Those are listed below and in a summary graphic on page two of this memo.

**Ongoing:** Share strategic direction on policy objectives and priority areas with the City Manager's Office.

**February 10, Study Session:** Finance will present an update on City revenues and 2027-2028 Budget Calendar overview.

**February 20, Council Retreat:** Council will be provided with a preliminary 6-Year Financial Forecast (2027-2032) for context-setting.

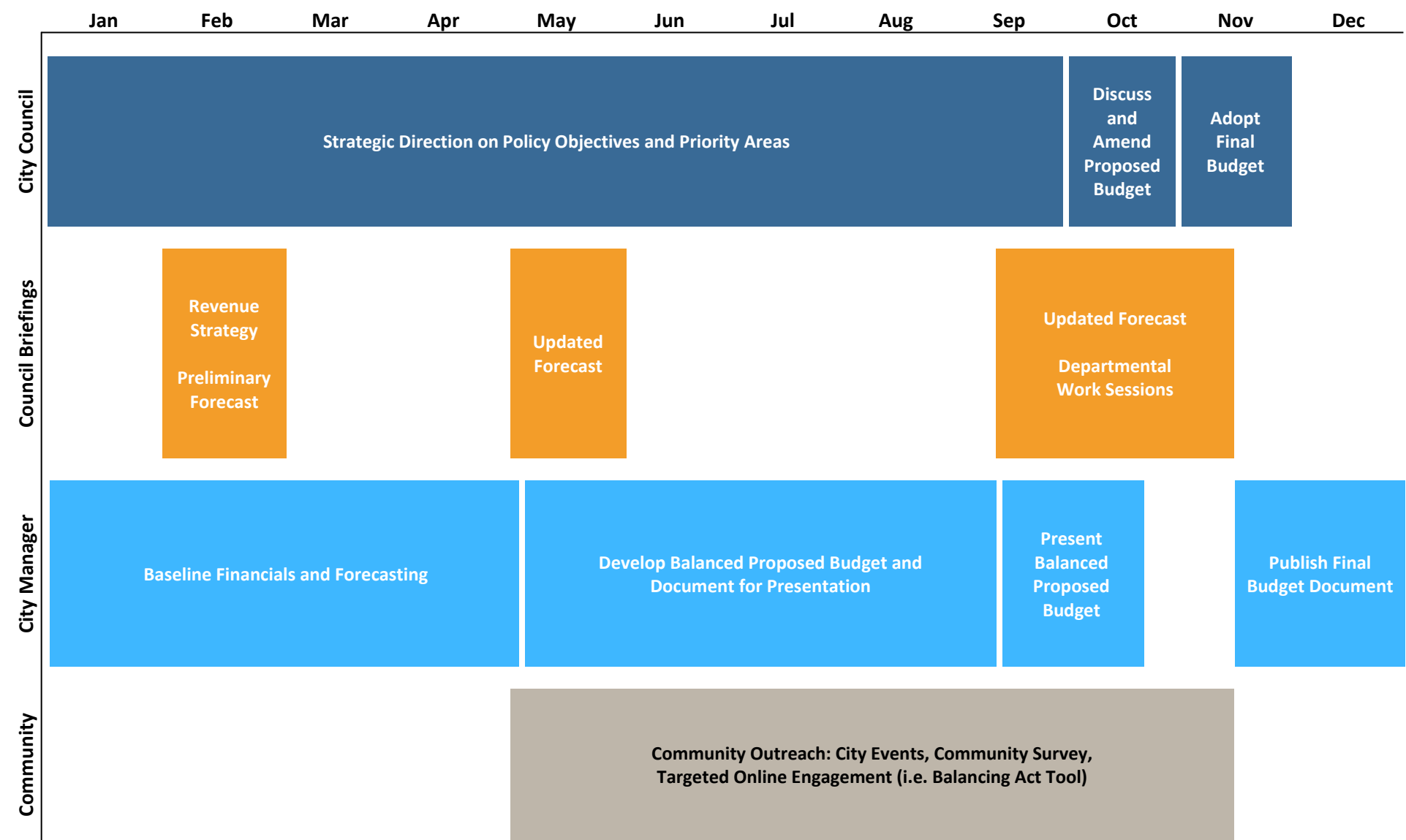
**May-June:** An updated 6-Year Financial Forecast (2027-2032) will be presented at a Study Session.

**First week of October:** A balanced Proposed Budget is presented by the City Manager to Council, along with an updated 6-Year Financial Forecast (2027-2032).

**Throughout October and November:** Council Study Sessions will be used for Budget Work Sessions as the City Manager and Department Directors present their proposed budget for Council's consideration and discussion.

Before the end of November, the 2027-2028 Budget is scheduled to be adopted by City Council.

# Budget Timeline



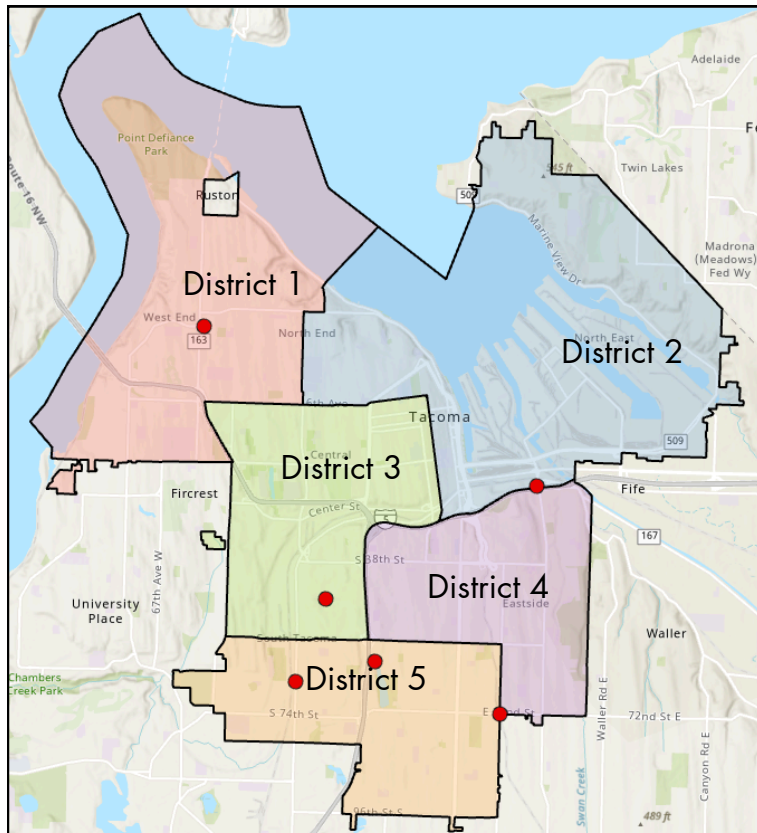


# Vision Zero Monthly Crash Report

**December 2025**

THE DATA IS BASED UPON A TIME-SPECIFIC QUERY FROM THE WASHINGTON STATE PATROL - COLLISIONS ANALYSIS TOOL. THE DATA IS DYNAMIC AND IS SUBJECT TO CHANGE AND/OR REVISION.

## December 2025 Fatal and Serious Injury Crashes by Council District



 Fatal or Serious Injury Crash

## December Crash Summary

There were 354 total collisions in December:

- 19 collisions involved a pedestrian
- 3 collisions involved a bicyclist
- 6 collisions resulted in a serious injury or fatality.

To see the Vision Zero data dashboard or to learn more about Vision Zero, visit: [tacoma.gov/visionzero](https://tacoma.gov/visionzero)

| Primary Street   | Secondary Street | Victim Age Range | Injury Level   | Mode       |
|------------------|------------------|------------------|----------------|------------|
| South Tacoma Way | S 66th St        | 81+              | Fatality       | Motorist   |
|                  |                  | 81+              | Serious Injury | Motorist   |
|                  |                  | 51 - 55          | Serious Injury | Motorist   |
| E 72nd St        | E McKinley Ave   | 71 - 75          | Fatality       | Motorist   |
|                  |                  | 21 - 24          | Serious Injury | Motorist   |
| E 27th St        | E Portland Ave   | 36 - 40          | Serious Injury | Pedestrian |
| N 26th St        | N Highland St    | 46 - 50          | Serious Injury | Bicyclist  |
| S 47th St        | S Junett St      | 51 - 55          | Serious Injury | Motorist   |
| S Alaska St      | S Asotin Ct      | 36 - 40          | Serious Injury | Motorist   |

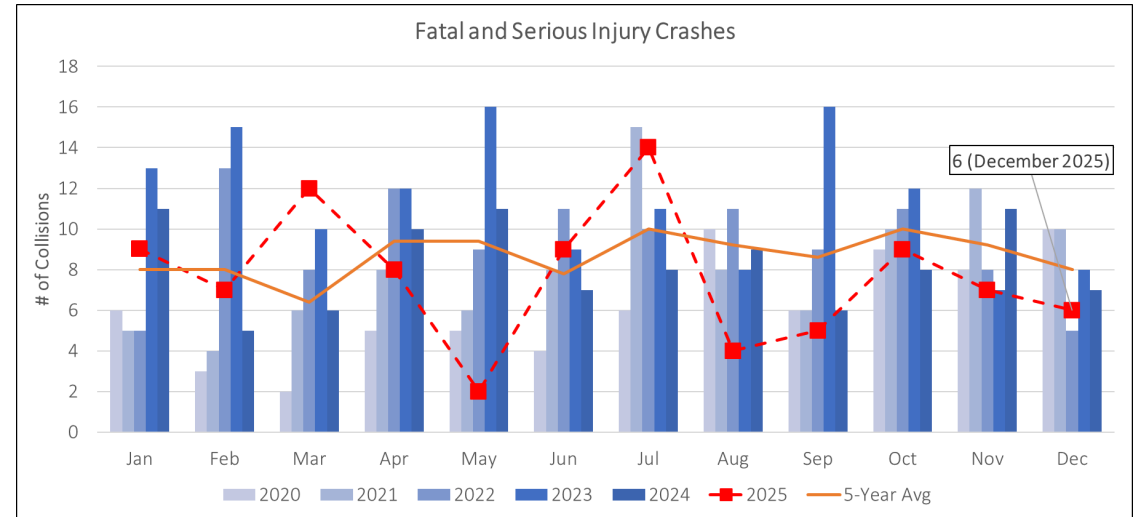
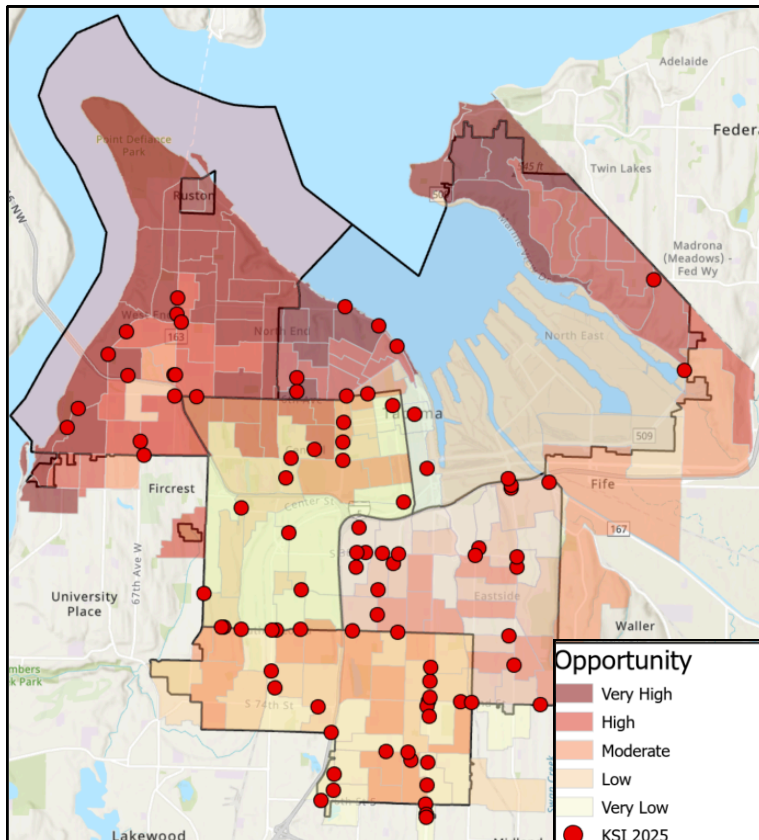




# Vision Zero Cumulative and Trends

*City of Tacoma's Goal  
Zero fatal and serious injury  
traffic crashes by 2035*

## 2025 Year to Date Fatal and Serious Injury Crashes (Opportunity Index Overlay)



| All Crashes (Annual Totals) |            |     |                |     |
|-----------------------------|------------|-----|----------------|-----|
| Mode Type                   | 5-Year Avg |     | Last 12 Months |     |
|                             | Total      | %   | Total          | %   |
| Bicyclist                   | 35         | 1%  | 40             | 1%  |
| Motorist                    | 3832       | 96% | 3497           | 95% |
| Pedestrian                  | 121        | 3%  | 138            | 4%  |

| Fatal and Serious Injury Crashes (Annual Totals) |            |     |                |     |
|--|------------|-----|----------------|-----|
| Mode Type  | 5-Year Avg |     | Last 12 Months |     |
|  | Total      | %   | Total          | %   |
| Bicyclist  | 5          | 5%  | 3              | 3%  |
| Motorist   | 77         | 74% | 66             | 71% |
| Pedestrian                                       | 22         | 21% | 24             | 26% |

|                      |
|----------------------|
| Above 5-Year Average |
| Below 5-Year Average |

Federal law 23 United States Code Section 407 governs use of the data in this report. Under this law, data maintained for purposes of evaluating potential highway safety enhancements "...shall not be subject to discovery or admitted into evidence in a federal or state court proceeding or considered for other purposes in any action for damages arising from any occurrence at a location mentioned or addressed in such reports, surveys, schedules, lists, or data." If you should attempt to use the information in this report in an action for damages against City, the State of Washington, or any other jurisdiction involved in the locations mentioned in the data, these entities expressly reserve the right, under Section 407, to object to the use of the data, including any opinions drawn from the data.



# Citywide Weekly Briefing for 12 January 2026 to 18 January 2026

The data is not National Incident Based Reporting System (NIBRS) compliant. Do not compare the results with any report using that standard. The data is dynamic and is subject to change and/or revision. The number of distinct offenses listed on a report are counted. This does not represent reports or individuals. All data is compared to last year for the same number of days or date range. Small numbers may cause large percent increases and decreases. Beginning 1 October 2022, there was a change in how TPD reports certain Aggravated Assaults and Destruction offenses.

| Offense Breakdown                                | 7 Days      |             | 28 Days     |             | Year to Date |             | 7 Days   | 28 Days  | YTD      |
|--|-------------|-------------|-------------|-------------|--------------|-------------|----------|----------|----------|
|  | 12-Jan-2025 | 12-Jan-2026 | 22-Dec-2024 | 22-Dec-2025 | 01-Jan-2025  | 01-Jan-2026 |          |          |          |
|  | 18-Jan-2025 | 18-Jan-2026 | 18-Jan-2025 | 18-Jan-2026 | 18-Jan-2025  | 18-Jan-2026 |          |          |          |
| <b>Persons</b>                                   | <b>72</b>   | <b>60</b>   | <b>282</b>  | <b>268</b>  | <b>196</b>   | <b>167</b>  | 16.7% ▼  | 5.0% ▼   | 14.8% ▼  |
| Assault  | 67          | 53          | 253         | 237         | 173          | 149         | 20.9% ▼  | 6.3% ▼   | 13.9% ▼  |
| Homicide (doesn't include Negligent/Justifiable) | 0           | 0           | 1           | 1           | 1            | 1           | 0.0%     | 0.0%     | 0.0%     |
| Kidnapping/Abduction                             | 1           | 3           | 5           | 12          | 4            | 7           | 200.0% ▲ | 140.0% ▲ | 75.0% ▲  |
| Sex Offenses, Forcible                           | 4           | 4           | 23          | 18          | 18           | 10          | 0.0%     | 21.7% ▼  | 44.4% ▼  |
| <b>Property</b>                                  | <b>243</b>  | <b>175</b>  | <b>1129</b> | <b>899</b>  | <b>725</b>   | <b>566</b>  | 28.0% ▼  | 20.4% ▼  | 21.9% ▼  |
| Arson  | 1           | 1           | 3           | 3           | 1            | 1           | 0.0%     | 0.0%     | 0.0%     |
| Burglary/Breaking and Entering                   | 26          | 14          | 85          | 88          | 59           | 51          | 46.2% ▼  | 3.5% ▲   | 13.6% ▼  |
| Counterfeiting/Forgery                           | 0           | 2           | 3           | 4           | 2            | 4           | NC       | 33.3% ▲  | 100.0% ▲ |
| Destruction/Damage/Vandalism of Property         | 59          | 68          | 292         | 261         | 181          | 177         | 15.3% ▲  | 10.6% ▼  | 2.2% ▼   |
| Fraud  | 9           | 4           | 30          | 33          | 26           | 22          | 55.6% ▼  | 10.0% ▲  | 15.4% ▼  |
| Larceny/Theft                                    | 112         | 58          | 514         | 346         | 330          | 217         | 48.2% ▼  | 32.7% ▼  | 34.2% ▼  |
| Motor Vehicle Theft                              | 30          | 18          | 153         | 119         | 93           | 72          | 40.0% ▼  | 22.2% ▼  | 22.6% ▼  |
| Robbery  | 4           | 4           | 22          | 28          | 14           | 9           | 0.0%     | 27.3% ▲  | 35.7% ▼  |
| Stolen Property                                  | 1           | 2           | 18          | 10          | 12           | 7           | 100.0% ▲ | 44.4% ▼  | 41.7% ▼  |
| <b>Society</b>                                   | <b>11</b>   | <b>19</b>   | <b>53</b>   | <b>75</b>   | <b>33</b>    | <b>42</b>   | 72.7% ▲  | 41.5% ▲  | 27.3% ▲  |
| Drug/Narcotic                                    | 9           | 15          | 37          | 56          | 20           | 31          | 66.7% ▲  | 51.4% ▲  | 55.0% ▲  |
| Pornography/Obscene Material                     | 0           | 0           | 2           | 0           | 2            | 0           | 0.0%     | 100.0% ▼ | 100.0% ▼ |
| Prostitution                                     | 1           | 0           | 1           | 0           | 1            | 0           | 100.0% ▼ | 100.0% ▼ | 100.0% ▼ |
| Weapon Law Violations                            | 1           | 4           | 13          | 19          | 10           | 11          | 300.0% ▲ | 46.2% ▲  | 10.0% ▲  |
| <b>Citywide Totals</b>                           | <b>326</b>  | <b>254</b>  | <b>1464</b> | <b>1242</b> | <b>954</b>   | <b>775</b>  | 22.1% ▼  | 15.2% ▼  | 18.8% ▼  |

NC = Noncalculable

## Last 7 Days

### Notes:

- There were no Homicide offense(s) during the last 7 days.
- 81.1% (43/53) of the Assaults were coded Simple Assault.
- There were 51 DV-related offenses.
- 62.7% (32/51) of the DV-related offenses were Persons.
- 58.5% (31/53) of the Assaults were DV-related.
- DV-related Offenses: 56 ≥ 51
- There were no Gang-Related offense(s) during the last 7 days.
- Theft from Motor Vehicle: 30 ≥ 19

### Top 5 Locations - Compared to last year

- 1515 Tacoma Ave S: 2 ↗ 4
- Fawcett Ave & S 23rd St: 0 ↗ 3
- 1308 N 8th St: 0 ↗ 3
- 815 S 13th St: 0 ↗ 3
- 6914 S 12th St: 0 ↗ 3
- 4602 Center St: 0 ↗ 3
- 7050 Tacoma Mall Blvd: 4 ≥ 3
- There were 2 additional locations with 3.

### Top 5 Offense Locations - Compared to last year

- Single Family Residence: 56 ≥ 54
- Parking Lot: 33 ↗ 35
- Street/Right Of Way: 45 ≥ 34
- Apartment: 61 ≥ 30
- Grocery Store: 3 ↗ 7



# Sector 1 Weekly Briefing for 12 January 2026 to 18 January 2026

The data is not National Incident Based Reporting System (NIBRS) compliant. Do not compare the results with any report using that standard. The data is dynamic and is subject to change and/or revision. The number of distinct offenses listed on a report are counted. This does not represent reports or individuals. All data is compared to last year for the same number of days or date range. Small numbers may cause large percent increases and decreases. Beginning 1 October 2022, there was a change in how TPD reports certain Aggravated Assaults and Destruction offenses.

| Offense Breakdown                                | 7 Days      |             | 28 Days     |             | Year to Date |             | 7 Days | 28 Days | YTD     |
|--|-------------|-------------|-------------|-------------|--------------|-------------|--------|---------|---------|
|  | 12-Jan-2025 | 12-Jan-2026 | 22-Dec-2024 | 22-Dec-2025 | 01-Jan-2025  | 01-Jan-2026 |        |         |         |
|  | 18-Jan-2025 | 18-Jan-2026 | 18-Jan-2025 | 18-Jan-2026 | 18-Jan-2025  | 18-Jan-2026 |        |         |         |
| <b>Persons</b>                                   | <b>19</b>   | <b>15</b>   | <b>62</b>   | <b>68</b>   | <b>47</b>    | <b>39</b>   | 21.1%▼ | 9.7%▲   | 17.0%▼  |
| Assault  | 19          | 11          | 57          | 55          | 43           | 32          | 42.1%▼ | 3.5%▼   | 25.6%▼  |
| Homicide (doesn't include Negligent/Justifiable) | 0           | 0           | 0           | 0           | 0            | 0           | 0.0%   | 0.0%    | 0.0%    |
| Kidnapping/Abduction                             | 0           | 2           | 1           | 4           | 1            | 2           | NC     | 300.0%▲ | 100.0%▲ |
| Sex Offenses, Forcible                           | 0           | 2           | 4           | 9           | 3            | 5           | NC     | 125.0%▲ | 66.7%▲  |
| <b>Property</b>                                  | <b>66</b>   | <b>65</b>   | <b>274</b>  | <b>269</b>  | <b>177</b>   | <b>186</b>  | 1.5%▼  | 1.8%▼   | 5.1%▲   |
| Arson  | 0           | 1           | 1           | 3           | 0            | 1           | NC     | 200.0%▲ | NC      |
| Burglary/Breaking and Entering                   | 6           | 3           | 22          | 21          | 13           | 16          | 50.0%▼ | 4.5%▼   | 23.1%▲  |
| Counterfeiting/Forgery                           | 0           | 0           | 0           | 0           | 0            | 0           | 0.0%   | 0.0%    | 0.0%    |
| Destruction/Damage/Vandalism of Property         | 23          | 23          | 91          | 89          | 57           | 59          | 0.0%   | 2.2%▼   | 3.5%▲   |
| Fraud  | 0           | 2           | 6           | 7           | 4            | 5           | NC     | 16.7%▲  | 25.0%▲  |
| Larceny/Theft                                    | 26          | 20          | 103         | 102         | 64           | 71          | 23.1%▼ | 1.0%▼   | 10.9%▲  |
| Motor Vehicle Theft                              | 9           | 12          | 39          | 35          | 29           | 25          | 33.3%▲ | 10.3%▼  | 13.8%▼  |
| Robbery  | 2           | 1           | 5           | 7           | 4            | 5           | 50.0%▼ | 40.0%▲  | 25.0%▲  |
| Stolen Property                                  | 0           | 1           | 5           | 2           | 4            | 1           | NC     | 60.0%▼  | 75.0%▼  |
| <b>Society</b>                                   | <b>3</b>    | <b>4</b>    | <b>10</b>   | <b>16</b>   | <b>8</b>     | <b>10</b>   | 33.3%▲ | 60.0%▲  | 25.0%▲  |
| Drug/Narcotic                                    | 3           | 4           | 7           | 15          | 6            | 10          | 33.3%▲ | 114.3%▲ | 66.7%▲  |
| Pornography/Obscene Material                     | 0           | 0           | 0           | 0           | 0            | 0           | 0.0%   | 0.0%    | 0.0%    |
| Prostitution                                     | 0           | 0           | 0           | 0           | 0            | 0           | 0.0%   | 0.0%    | 0.0%    |
| Weapon Law Violations                            | 0           | 0           | 3           | 1           | 2            | 0           | 0.0%   | 66.7%▼  | 100.0%▼ |
| <b>Sector Totals</b>                             | <b>88</b>   | <b>84</b>   | <b>346</b>  | <b>353</b>  | <b>232</b>   | <b>235</b>  | 4.5%▼  | 2.0%▲   | 1.3%▲   |

NC = Noncalculable

## Last 7 Days

### Notes:

- There were no Homicide offense(s) during the last 7 days.
- 90.9% (10/11) of the Assaults were coded Simple Assault.
- There were 11 DV-related offenses.
- 72.7% (8/11) of the DV-related offenses were Persons.
- 63.6% (7/11) of the Assaults were DV-related.
- DV-related Offenses: 12 ↘ 11
- There were no Gang-Related offense(s) during the last 7 days.
- Theft from Motor Vehicle: 9 ↗ 10

### Top 5 Locations - Compared to last year

- 1515 Tacoma Ave S: 2 ↗ 4
- 815 S 13th St: 0 ↗ 3
- Fawcett Ave & S 23rd St: 0 ↗ 3
- 1320 Broadway: 2 ↔ 2
- 1922 S Ash St: 0 ↗ 2
- 708 Broadway: 0 ↗ 2
- 1250 Pacific Ave: 0 ↗ 2
- There were 5 additional locations with 2.

### Top 5 Offense Locations - Compared to last year

- Parking Lot: 7 ↗ 19
- Street/Right Of Way: 9 ↗ 13
- Apartment: 26 ↘ 9
- Single Family Residence: 8 ↔ 8
- Service (Gas) Station: 5 ↘ 3
- Field/Pasture: 0 ↗ 3
- Sidewalk: 3 ↔ 3
- There were 3 additional locations with 3.



## Sector 2 Weekly Briefing for 12 January 2026 to 18 January 2026

The data is not National Incident Based Reporting System (NIBRS) compliant. Do not compare the results with any report using that standard. The data is dynamic and is subject to change and/or revision. The number of distinct offenses listed on a report are counted. This does not represent reports or individuals. All data is compared to last year for the same number of days or date range. Small numbers may cause large percent increases and decreases. Beginning 1 October 2022, there was a change in how TPD reports certain Aggravated Assaults and Destruction offenses.

| Offense Breakdown                                | 7 Days      |             | 28 Days     |             | Year to Date |             | 7 Days | 28 Days | YTD     |
|--|-------------|-------------|-------------|-------------|--------------|-------------|--------|---------|---------|
|  | 12-Jan-2025 | 12-Jan-2026 | 22-Dec-2024 | 22-Dec-2025 | 01-Jan-2025  | 01-Jan-2026 |        |         |         |
|  | 18-Jan-2025 | 18-Jan-2026 | 18-Jan-2025 | 18-Jan-2026 | 18-Jan-2025  | 18-Jan-2026 |        |         |         |
| <b>Persons</b>                                   | <b>15</b>   | <b>19</b>   | <b>77</b>   | <b>78</b>   | <b>53</b>    | <b>52</b>   | 26.7%▲ | 1.3%▲   | 1.9%▼   |
| Assault  | 13          | 17          | 64          | 73          | 43           | 49          | 30.8%▲ | 14.1%▲  | 14.0%▲  |
| Homicide (doesn't include Negligent/Justifiable) | 0           | 0           | 1           | 0           | 1            | 0           | 0.0%   | 100.0%▼ | 100.0%▼ |
| Kidnapping/Abduction                             | 0           | 0           | 2           | 0           | 2            | 0           | 0.0%   | 100.0%▼ | 100.0%▼ |
| Sex Offenses, Forcible                           | 2           | 2           | 10          | 5           | 7            | 3           | 0.0%   | 50.0%▼  | 57.1%▼  |
| <b>Property</b>                                  | <b>52</b>   | <b>39</b>   | <b>299</b>  | <b>226</b>  | <b>174</b>   | <b>150</b>  | 25.0%▼ | 24.4%▼  | 13.8%▼  |
| Arson  | 0           | 0           | 1           | 0           | 0            | 0           | 0.0%   | 100.0%▼ | 0.0%    |
| Burglary/Breaking and Entering                   | 7           | 6           | 20          | 28          | 15           | 18          | 14.3%▼ | 40.0%▲  | 20.0%▲  |
| Counterfeiting/Forgery                           | 0           | 0           | 1           | 1           | 0            | 1           | 0.0%   | 0.0%    | NC      |
| Destruction/Damage/Vandalism of Property         | 17          | 16          | 81          | 68          | 48           | 52          | 5.9%▼  | 16.0%▼  | 8.3%▲   |
| Fraud  | 3           | 1           | 7           | 11          | 7            | 6           | 66.7%▼ | 57.1%▲  | 14.3%▼  |
| Larceny/Theft                                    | 20          | 12          | 139         | 84          | 74           | 57          | 40.0%▼ | 39.6%▼  | 23.0%▼  |
| Motor Vehicle Theft                              | 5           | 2           | 39          | 27          | 23           | 13          | 60.0%▼ | 30.8%▼  | 43.5%▼  |
| Robbery  | 0           | 1           | 7           | 4           | 3            | 1           | NC     | 42.9%▼  | 66.7%▼  |
| Stolen Property                                  | 0           | 0           | 1           | 1           | 1            | 1           | 0.0%   | 0.0%    | 0.0%    |
| <b>Society</b>                                   | <b>0</b>    | <b>2</b>    | <b>5</b>    | <b>10</b>   | <b>3</b>     | <b>4</b>    | NC     | 100.0%▲ | 33.3%▲  |
| Drug/Narcotic                                    | 0           | 1           | 3           | 9           | 1            | 3           | NC     | 200.0%▲ | 200.0%▲ |
| Pornography/Obscene Material                     | 0           | 0           | 0           | 0           | 0            | 0           | 0.0%   | 0.0%    | 0.0%    |
| Prostitution                                     | 0           | 0           | 0           | 0           | 0            | 0           | 0.0%   | 0.0%    | 0.0%    |
| Weapon Law Violations                            | 0           | 1           | 2           | 1           | 2            | 1           | NC     | 50.0%▼  | 50.0%▼  |
| <b>Sector Totals</b>                             | <b>67</b>   | <b>60</b>   | <b>381</b>  | <b>314</b>  | <b>230</b>   | <b>206</b>  | 10.4%▼ | 17.6%▼  | 10.4%▼  |

NC = Noncalculable

### Last 7 Days

#### Notes:

- There were no Homicide offense(s) during the last 7 days.
- 76.5% (13/17) of the Assaults were coded Simple Assault.
- There were 14 DV-related offenses.
- 50.0% (7/14) of the DV-related offenses were Persons.
- 41.2% (7/17) of the Assaults were DV-related.
- DV-related Offenses: 13 ⤴ 14
- There were no Gang-Related offense(s) during the last 7 days.
- Theft from Motor Vehicle: 11 ⤵ 1

#### Top 5 Locations - Compared to last year

- 1308 N 8th St: 0 ⤴ 3
- 6914 S 12th St: 0 ⤴ 3
- 117 N Tacoma Ave: 0 ⤴ 2
- 220 Tacoma Ave S: 0 ⤴ 2
- 4413 N 11th St: 0 ⤴ 2
- 2411 N Proctor St: 0 ⤴ 2
- 2803 6th Ave: 0 ⤴ 2
- There were 4 additional locations with 2.

#### Top 5 Offense Locations - Compared to last year

- Single Family Residence: 13 ⤴ 14
- Apartment: 14 ⤵ 11
- Street/Right Of Way: 13 ⤵ 6
- Parking Lot: 5 ⤴ 6
- Medical/Dental/Hospital: 2 ⤴ 4



## Sector 3 Weekly Briefing for 12 January 2026 to 18 January 2026

The data is not National Incident Based Reporting System (NIBRS) compliant. Do not compare the results with any report using that standard. The data is dynamic and is subject to change and/or revision. The number of distinct offenses listed on a report are counted. This does not represent reports or individuals. All data is compared to last year for the same number of days or date range. Small numbers may cause large percent increases and decreases. Beginning 1 October 2022, there was a change in how TPD reports certain Aggravated Assaults and Destruction offenses.

| Offense Breakdown                                | 7 Days      |             | 28 Days     |             | Year to Date |             | 7 Days  | 28 Days | YTD     |
|--|-------------|-------------|-------------|-------------|--------------|-------------|---------|---------|---------|
|  | 12-Jan-2025 | 12-Jan-2026 | 22-Dec-2024 | 22-Dec-2025 | 01-Jan-2025  | 01-Jan-2026 |         |         |         |
|  | 18-Jan-2025 | 18-Jan-2026 | 18-Jan-2025 | 18-Jan-2026 | 18-Jan-2025  | 18-Jan-2026 |         |         |         |
| <b>Persons</b>                                   | <b>17</b>   | <b>11</b>   | <b>57</b>   | <b>56</b>   | <b>36</b>    | <b>36</b>   | 35.3%▼  | 1.8%▼   | 0.0%    |
| Assault  | 15          | 11          | 53          | 48          | 33           | 32          | 26.7%▼  | 9.4%▼   | 3.0%▼   |
| Homicide (doesn't include Negligent/Justifiable) | 0           | 0           | 0           | 0           | 0            | 0           | 0.0%    | 0.0%    | 0.0%    |
| Kidnapping/Abduction                             | 1           | 0           | 2           | 5           | 1            | 3           | 100.0%▼ | 150.0%▲ | 200.0%▲ |
| Sex Offenses, Forcible                           | 1           | 0           | 2           | 3           | 2            | 1           | 100.0%▼ | 50.0%▲  | 50.0%▼  |
| <b>Property</b>                                  | <b>61</b>   | <b>37</b>   | <b>313</b>  | <b>200</b>  | <b>216</b>   | <b>111</b>  | 39.3%▼  | 36.1%▼  | 48.6%▼  |
| Arson  | 1           | 0           | 1           | 0           | 1            | 0           | 100.0%▼ | 100.0%▼ | 100.0%▼ |
| Burglary/Breaking and Entering                   | 6           | 3           | 21          | 14          | 18           | 7           | 50.0%▼  | 33.3%▼  | 61.1%▼  |
| Counterfeiting/Forgery                           | 0           | 2           | 1           | 3           | 1            | 3           | NC      | 200.0%▲ | 200.0%▲ |
| Destruction/Damage/Vandalism of Property         | 9           | 13          | 66          | 52          | 42           | 29          | 44.4%▲  | 21.2%▼  | 31.0%▼  |
| Fraud  | 2           | 1           | 7           | 10          | 5            | 7           | 50.0%▼  | 42.9%▲  | 40.0%▲  |
| Larceny/Theft                                    | 33          | 16          | 177         | 87          | 125          | 47          | 51.5%▼  | 50.8%▼  | 62.4%▼  |
| Motor Vehicle Theft                              | 9           | 1           | 33          | 27          | 20           | 16          | 88.9%▼  | 18.2%▼  | 20.0%▼  |
| Robbery  | 0           | 1           | 1           | 5           | 1            | 1           | NC      | 400.0%▲ | 0.0%    |
| Stolen Property                                  | 1           | 0           | 4           | 2           | 3            | 1           | 100.0%▼ | 50.0%▼  | 66.7%▼  |
| <b>Society</b>                                   | <b>6</b>    | <b>6</b>    | <b>20</b>   | <b>20</b>   | <b>16</b>    | <b>12</b>   | 0.0%    | 0.0%    | 25.0%▼  |
| Drug/Narcotic                                    | 5           | 6           | 13          | 15          | 9            | 10          | 20.0%▲  | 15.4%▲  | 11.1%▲  |
| Pornography/Obscene Material                     | 0           | 0           | 2           | 0           | 2            | 0           | 0.0%    | 100.0%▼ | 100.0%▼ |
| Prostitution                                     | 1           | 0           | 1           | 0           | 1            | 0           | 100.0%▼ | 100.0%▼ | 100.0%▼ |
| Weapon Law Violations                            | 0           | 0           | 4           | 5           | 4            | 2           | 0.0%    | 25.0%▲  | 50.0%▼  |
| <b>Sector Totals</b>                             | <b>84</b>   | <b>54</b>   | <b>390</b>  | <b>276</b>  | <b>268</b>   | <b>159</b>  | 35.7%▼  | 29.2%▼  | 40.7%▼  |

NC = Noncalculable

### Last 7 Days

#### Notes:

- There were no Homicide offense(s) during the last 7 days.
- 81.8% (9/11) of the Assaults were coded Simple Assault.
- There were 16 DV-related offenses.
- 62.5% (10/16) of the DV-related offenses were Persons.
- 90.9% (10/11) of the Assaults were DV-related.
- DV-related Offenses: 15 ↗ 16
- There were no Gang-Related offense(s) during the last 7 days.
- Theft from Motor Vehicle: 6 ↘ 3

#### Top 5 Locations - Compared to last year

- 7050 Tacoma Mall Blvd: 4 ↘ 3
- 4602 Center St: 0 ↗ 3
- 2120 S 48th St: 0 ↗ 2
- 3925 S Tyler St: 0 ↗ 2
- 5235 S Washington St: 0 ↗ 2
- 3526 S M St: 0 ↗ 2
- 4502 S Steele St: 8 ↘ 2
- There were 3 additional locations with 2.

#### Top 5 Offense Locations - Compared to last year

- Single Family Residence: 12 ↗ 13
- Apartment: 7 ↘ 6
- Parking Lot: 18 ↘ 4
- Auto Related Business: 0 ↗ 3
- Warehouse: 1 ↗ 3
- Street/Right Of Way: 11 ↘ 3



## Sector 4 Weekly Briefing for 12 January 2026 to 18 January 2026

The data is not National Incident Based Reporting System (NIBRS) compliant. Do not compare the results with any report using that standard. The data is dynamic and is subject to change and/or revision. The number of distinct offenses listed on a report are counted. This does not represent reports or individuals. All data is compared to last year for the same number of days or date range. Small numbers may cause large percent increases and decreases. Beginning 1 October 2022, there was a change in how TPD reports certain Aggravated Assaults and Destruction offenses.

| Offense Breakdown                                | 7 Days      |             | 28 Days     |             | Year to Date |             | 7 Days         | 28 Days        | YTD            |
|--|-------------|-------------|-------------|-------------|--------------|-------------|----------------|----------------|----------------|
|  | 12-Jan-2025 | 12-Jan-2026 | 22-Dec-2024 | 22-Dec-2025 | 01-Jan-2025  | 01-Jan-2026 |                |                |                |
|  | 18-Jan-2025 | 18-Jan-2026 | 18-Jan-2025 | 18-Jan-2026 | 18-Jan-2025  | 18-Jan-2026 |                |                |                |
| <b>Persons</b>                                   | <b>21</b>   | <b>15</b>   | <b>86</b>   | <b>66</b>   | <b>60</b>    | <b>40</b>   | 28.6% ▼        | 23.3% ▼        | 33.3% ▼        |
| Assault  | 20          | 14          | 79          | 61          | 54           | 36          | 30.0% ▼        | 22.8% ▼        | 33.3% ▼        |
| Homicide (doesn't include Negligent/Justifiable) | 0           | 0           | 0           | 1           | 0            | 1           | 0.0%           | NC             | NC             |
| Kidnapping/Abduction                             | 0           | 1           | 0           | 3           | 0            | 2           | NC             | NC             | NC             |
| Sex Offenses, Forcible                           | 1           | 0           | 7           | 1           | 6            | 1           | 100.0% ▼       | 85.7% ▼        | 83.3% ▼        |
| <b>Property</b>                                  | <b>64</b>   | <b>34</b>   | <b>243</b>  | <b>204</b>  | <b>158</b>   | <b>119</b>  | 46.9% ▼        | 16.0% ▼        | 24.7% ▼        |
| Arson  | 0           | 0           | 0           | 0           | 0            | 0           | 0.0%           | 0.0%           | 0.0%           |
| Burglary/Breaking and Entering                   | 7           | 2           | 22          | 25          | 13           | 10          | 71.4% ▼        | 13.6% ▲        | 23.1% ▼        |
| Counterfeiting/Forgery                           | 0           | 0           | 1           | 0           | 1            | 0           | 0.0%           | 100.0% ▼       | 100.0% ▼       |
| Destruction/Damage/Vandalism of Property         | 10          | 16          | 54          | 52          | 34           | 37          | 60.0% ▲        | 3.7% ▼         | 8.8% ▲         |
| Fraud  | 4           | 0           | 10          | 5           | 10           | 4           | 100.0% ▼       | 50.0% ▼        | 60.0% ▼        |
| Larceny/Theft                                    | 33          | 10          | 95          | 73          | 67           | 42          | 69.7% ▼        | 23.2% ▼        | 37.3% ▼        |
| Motor Vehicle Theft                              | 7           | 3           | 42          | 30          | 21           | 18          | 57.1% ▼        | 28.6% ▼        | 14.3% ▼        |
| Robbery  | 2           | 1           | 9           | 12          | 6            | 2           | 50.0% ▼        | 33.3% ▲        | 66.7% ▼        |
| Stolen Property                                  | 0           | 1           | 8           | 5           | 4            | 4           | NC             | 37.5% ▼        | 0.0%           |
| <b>Society</b>                                   | <b>2</b>    | <b>7</b>    | <b>18</b>   | <b>29</b>   | <b>6</b>     | <b>16</b>   | 250.0% ▲       | 61.1% ▲        | 166.7% ▲       |
| Drug/Narcotic                                    | 1           | 4           | 14          | 17          | 4            | 8           | 300.0% ▲       | 21.4% ▲        | 100.0% ▲       |
| Pornography/Obscene Material                     | 0           | 0           | 0           | 0           | 0            | 0           | 0.0%           | 0.0%           | 0.0%           |
| Prostitution                                     | 0           | 0           | 0           | 0           | 0            | 0           | 0.0%           | 0.0%           | 0.0%           |
| Weapon Law Violations                            | 1           | 3           | 4           | 12          | 2            | 8           | 200.0% ▲       | 200.0% ▲       | 300.0% ▲       |
| <b>Sector Totals</b>                             | <b>87</b>   | <b>56</b>   | <b>347</b>  | <b>299</b>  | <b>224</b>   | <b>175</b>  | <b>35.6% ▼</b> | <b>13.8% ▼</b> | <b>21.9% ▼</b> |

NC = Noncalculable

### Last 7 Days

#### Notes:

- There were no Homicide offense(s) during the last 7 days.
- 78.6% (11/14) of the Assaults were coded Simple Assault.
- There were 10 DV-related offenses.
- 70.0% (7/10) of the DV-related offenses were Persons.
- 50.0% (7/14) of the Assaults were DV-related.
- DV-related Offenses: 16 ↘ 10
- There were no Gang-Related offense(s) during the last 7 days.
- Theft from Motor Vehicle: 4 ↗ 5

#### Top 5 Locations - Compared to last year

- S 38th St & S Thompson Ave: 0 ↗ 3
- 7315 S M St: 0 ↗ 2
- 1448 E 29th St: 0 ↗ 2
- 1302 S 38th St: 0 ↗ 2
- 911 S 96th St: 0 ↗ 2
- 1521 E 38th St: 0 ↗ 2
- 4604 E R St: 0 ↗ 2
- There were 2 additional locations with 2.

#### Top 5 Offense Locations - Compared to last year

- Single Family Residence: 23 ↘ 19
- Street/Right Of Way: 12 ↔ 12
- Parking Lot: 3 ↗ 6
- Apartment: 14 ↘ 4
- Other Residence: 1 ↗ 3





## MEETINGS FOR THE WEEK OF JANUARY 26, 2026 THROUGH JANUARY 30, 2026

| TIME                        | MEETING  | LOCATION   |
|-----------------------------|--|--|
| MONDAY, JANUARY 26, 2026    |  |  |
| 5:00 PM                     | Local Improvement District (LID) Hearings*                                     | 747 Market St., Municipal Bldg., Council Chambers<br>Visit <a href="https://tacoma.gov/hearingexaminer">https://tacoma.gov/hearingexaminer</a>   |
| 5:30 PM                     | Bicycle and Pedestrian Technical Advisory Group                                | 747 Market St., Municipal Bldg., Conf. Rm. 248<br>Join Zoom Meeting at: <a href="https://zoom.us/j/99545896138">https://zoom.us/j/99545896138</a><br>Telephonic: Dial 253-215-8782<br>Meeting ID: 995 4589 6138 Passcode: 762319   |
| 5:30 PM                     | Commission on Immigrant and Refugee Affairs                                    | 747 Market St., Municipal Bldg., Conf. Rm. 243<br>Join Zoom Meeting at: <a href="https://zoom.us/j/84205262657">https://zoom.us/j/84205262657</a><br>Telephonic: Dial 253-215-8782<br>Meeting ID: 842 0526 2657 Passcode: 237481<br>Contact Vicky McLaurin at <a href="mailto:HRCandCIRA@tacoma.gov">HRCandCIRA@tacoma.gov</a> |
| TUESDAY, JANUARY 27, 2026   |  |  |
| 9:00 AM                     | Hearing Examiner's Hearing*  | 747 Market St., Municipal Bldg., Council Chambers<br>Visit <a href="https://tacoma.gov/hearingexaminer">https://tacoma.gov/hearingexaminer</a>   |
| 10:00 AM                    | Economic Development Committee –<br>Change of Location                         | 747 Market St., Municipal Bldg., Conf. Rm. 243<br>Join Zoom Meeting at: <a href="https://zoom.us/j/88227539908">https://zoom.us/j/88227539908</a><br>Telephonic: Dial 253-215-8782<br>Meeting ID: 882 2753 9908 Passcode: 614650   |
| 11:15 AM                    | Bid Opening**  | 3628 S. 35th St., Public Utilities Bldg., ABN-M1<br>Join Zoom Meeting at: <a href="https://zoom.us/j/88402680573">https://zoom.us/j/88402680573</a><br>Telephonic: Dial 253-215-8782<br>Meeting ID: 884 0268 0573 Passcode: 070737<br>Visit <a href="http://www.tacomapurchasing.org">www.tacomapurchasing.org</a>             |
| NOON                        | City Council Study Session   | 747 Market St., Municipal Bldg., Council Chambers<br>Join Zoom Meeting at: <a href="https://zoom.us/j/89496171192">https://zoom.us/j/89496171192</a><br>Telephonic: Dial 253-215-8782<br>Meeting ID: 894 9617 1192 Passcode: 896569  |
| 5:00 PM                     | City Council Meeting   | 747 Market St., Municipal Bldg., Council Chambers<br>Join Zoom Meeting at: <a href="https://zoom.us/j/84834233126">https://zoom.us/j/84834233126</a><br>Telephonic: Dial 253-215-8782<br>Meeting ID: 848 3423 3126 Passcode: 349099  |
| WEDNESDAY, JANUARY 28, 2026 |  |  |
| 3:00 PM                     | Public Utility Board Study Session   | 3628 S. 35th St., Public Utilities Bldg., Conf. Rm. Lt1<br>Join Zoom Meeting at: <a href="https://zoom.us/j/81336402669">https://zoom.us/j/81336402669</a><br>Telephonic: Dial 253-215-8782<br>Meeting ID: 813 3640 2669   |
| 4:30 PM                     | Infrastructure, Planning, and Sustainability<br>Committee – Change of Location | 747 Market St., Municipal Bldg., Conf. Rm. 243<br>Join Zoom Meeting at: <a href="https://zoom.us/j/87829056704">https://zoom.us/j/87829056704</a><br>Telephonic: Dial 253-215-8782<br>Meeting ID: 878 2905 6704 Passcode: 614650   |
| 5:30 PM                     | Landmarks Preservation Commission  | 747 Market St., Municipal Bldg., Conf. Rm. 243<br>Join Zoom Meeting at: <a href="https://zoom.us/j/89120046605">https://zoom.us/j/89120046605</a><br>Telephonic: Dial 253-215-8782<br>Meeting ID: 891 2004 6605  |

6:30 PM Public Utility Board Meeting

3628 S. 35th St., Public Utilities Bldg., Auditorium  
Join Zoom Meeting at: <https://zoom.us/j/84626080846>  
Telephonic: Dial 253-215-8782  
Meeting ID: 846 2608 0846

**THURSDAY, JANUARY 29, 2026**

9:00 AM Hearing Examiner's Hearing\*

747 Market St., Municipal Bldg., Council Chambers  
Visit <https://tacoma.gov/hearingexaminer>

**FRIDAY, JANUARY 30, 2026**

NO MEETINGS SCHEDULED



Meeting sites are accessible to people with disabilities. People with disabilities requiring special accommodations should contact the appropriate department(s) 48 hours prior to the meeting time.

\* Hearing Examiner's Hearings and Local Improvement District Meetings meet on an as-needed basis. Contact the Hearing Examiner's Office at 253-591-5195 to confirm whether a meeting will be held this week. Hearings may be held at various times throughout the day.

\*\* Bid Opening will be held on an as-needed basis. Contact the Finance Procurement and Payables Office at 253-502-8468 or [www.tacomapurchasing.org](http://www.tacomapurchasing.org) to confirm whether Bid Opening will be held.





# Tacoma City Council Constituent Intake Website Data Report: January 2026

Total Request  
Submissions

86

Total Submissions

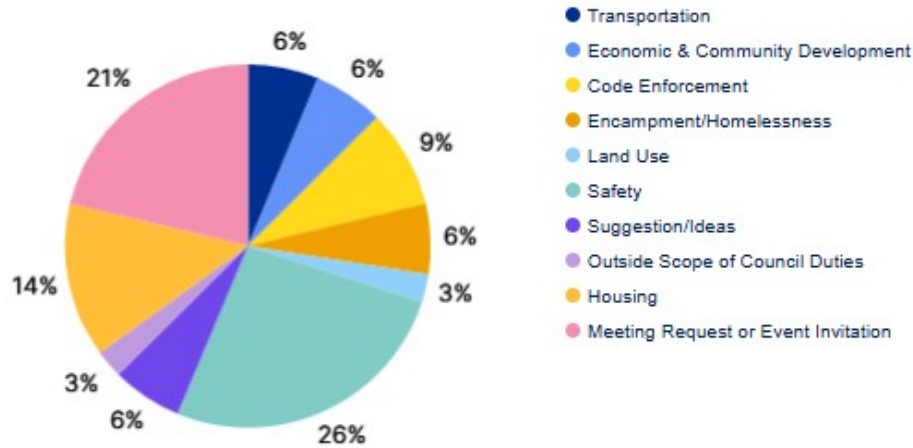
Request  
Submissions

67

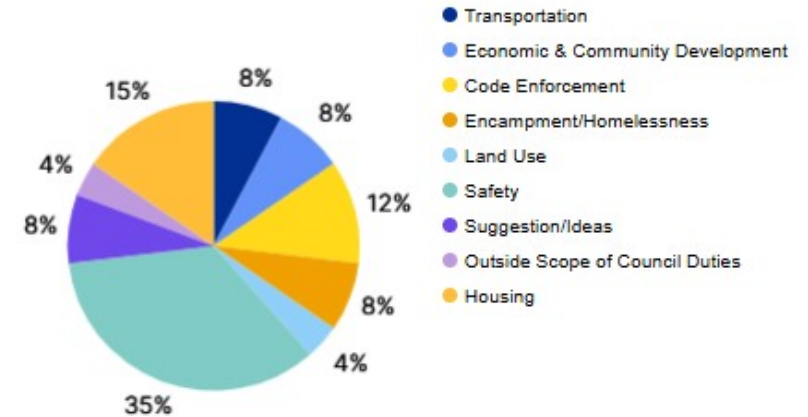
+1 or more council  
members included

## Topic Codes

### Summary



### Last 14 Days



## Submission Summary

### Submissions by Month



### Submissions by Council District





**City of Tacoma  
Public Utility Board  
Study Session**

**January 28, 2026; 3:00 p.m.  
Tacoma Public Utilities, LT1 (3<sup>rd</sup> Floor Conference Room)  
(Directly Across Main Elevator)  
3628 South 35<sup>th</sup> Street, Tacoma WA 98409**

**Join remotely: <https://us06web.zoom.us/j/81336402669>  
or by dialing 253-215-8782 and entering meeting ID 813 3640 2669**

**Call to Order**

**Roll Call**

The Public Utility Board will hold a study session with staff to discuss the following:

| Approximate Time | Topic   | Presenter(s)                                  |
|------------------|---|---|
| 3:00 – 3:20      | Residential Customer Satisfaction Study Update  | Holly Lucht, Customer and Data Analytics Mgr. |
| 3:25 – 3:45      | Customer Experience and External Affairs Update   | Shana Williams, Customer Service Mgr          |
| 3:50 – 4:10      | Guiding Principle on Resource Sustainability and Stewardship                            | Board Members                                 |
| 4:15 – 4:35      | Public Utility Board Self-Evaluation  | Chair O'Loughlin                              |
| 4:40 – 4:50      | General Board Comments / Discussion and Director's Reports                              |   |
| 4:55             | Executive Session to Discuss the Performance of a Public Employee [RCW 42.30.110(1)(g)] |   |

**Adjournment**

The Public Utility Board may enter into a closed or executive session at any time during an open public meeting as provided by law.



The City of Tacoma does not discriminate on the basis of disability in any of its programs, activities, or services. To request this information in an alternative format or to request a reasonable accommodation, please contact the TPU Director's Office at 253-502-8201 or [utilityboard@cityoftacoma.org](mailto:utilityboard@cityoftacoma.org). TTY or speech to speech users please dial 711 to connect to Washington Relay services.



**City of Tacoma  
Public Utility Board Meeting**

**January 28, 2026; 6:30 p.m.  
Tacoma Public Utilities – Ground Floor Auditorium  
3628 S 35<sup>th</sup> Street, Tacoma WA 98409**

**Join remotely: <https://us06web.zoom.us/j/84626080846>  
or by dialing 253-215-8782 and entering meeting ID: 846 2608 0846**

**Call to Order**

**Roll Call**

- A. Approve Minutes of Previous Meetings**
- B. Comments by the Public**
- C. Regular Agenda**

**Departmental**

- C-1 Resolution U-11581- A resolution to award certain contracts and approve certain purchases:**
- 1. Award three-year citywide contract to Clean Slate Solutions LLC for encampment mitigation, debris, and litter removal services (\$9,000,000, plus applicable taxes. Includes option to renew for two additional one-year terms) [Patsy Best, Procurement and Payables Division Mgr];**
  - 2. Increase citywide contract to Green Earthworks Construction Inc., for homeless encampment mitigation services (\$138,087.67. Cumulative total \$5,450,459.57, plus applicable taxes) [Patsy Best, Procurement and Payables Division Mgr].**
  - 3. Increase contract to Nelson Distributing, Inc., (dba Nelson-Reisner) for continued purchase of oil, grease, and other miscellaneous lubricants for Tacoma Rail (\$125,00, plus applicable taxes. Cumulative total \$625,000, plus applicable taxes) [Kari Halliday, Chief Mechanical Officer].**

**Tacoma Power**

- C-2 Resolution U-11582 – A resolution providing updated authorizations to Tacoma Power for the Cowlitz Restoration and Recovery program to support continued compliance with Article 3 of the Cowlitz Federal Energy Regulatory Commission license settlement agreement [Melora Shelton, Sr. Natural Resources Analyst].**

**Unfinished Business**

- C-3 Resolution U-11576 – A resolution adopting Public Utility Board Guiding Principle for Resource Sustainability and Stewardship and retiring Guiding Principles Two, Three, Five, Six, Seven, and Fourteen on Financial Sustainability, Rates, Environmental Leadership, Reliability and Resiliency, Innovation, and Resource Planning, respectively [Jackie Flowers, Director of Utilities].**

#### **D. Adjournment**

The Public Utility Board may enter a closed or executive session at any time during an open public meeting as provided by law.



The City of Tacoma does not discriminate on the basis of disability in any of its programs, Activities, or services. To request this information in an alternative format or to request a reasonable accommodation, please contact the TPU Director's Office at 253-502-8201. TTY or speech to speech users please dial 711 to connect to Washington Relay services.

| Date              | Meeting   | Subject  | Department  | Background  |
|-------------------|---|--|---|---|
| January 27, 2026  | Study Session (Hybrid Council Chambers / Dial-in 12:00 p.m.)    | Vision for the City and the Tacoma Police Department     | Tacoma Police Department - Chief Jackson  |   |
|                   |   | Department Overview - Media & Communications Office      | Media and Communications - Amy Clancy   |   |
|                   |   | Future Streets levy Options                              | Public Works - Corey Newton & Joseph Franco   | Staff from Public Works will discuss potential policy options for a future streets ballot measure. The intent of the Study Session is to seek Council feedback and guidance on possible pathways to sustainably fund street maintenance and preservation while aligning with community priorities and Council policy goals. |
|                   | City Council Meeting (hybrid Council Chambers /dial-in 5:00 PM) | OSAC Update  | Human Resources - Cheryl Bidleman   |   |
| February 3, 2026  | Study Session (Hybrid Council Chambers / Dial-in 12:00 p.m.)    | Department Overview - Community and Economic Development | Community and Economic Development and Tacoma Venues and Events                       |   |
|                   |   | Department Overview - Tacoma Venus and Events            | Interim City Manager & Neighborhood and Community Services - Homeless Strategy Update |   |
|                   |   | Homelessness Strategy Update                             | Interim City Manager & NCS - Vicky McLaurin   |   |
|                   | City Council Meeting (hybrid Council Chambers /dial-in 5:00 PM) |  |   |   |
| February 10, 2026 | Study Session (Hybrid Council Chambers / Dial-in 12:00 p.m.)    | Revenue Strategy Update                                  | Finance Andy Cherullo & Teresa  |   |
|                   |   | Department Overview - Information Technology             | IT - Daniel Key   |   |
|                   | City Council Meeting (hybrid Council Chambers /dial-in 5:00 PM) |  |   |   |
| February 17, 2026 | Cancelled   |  |   |   |
|                   | Cancelled   |  |   |   |
| February 24, 2026 | Study Session (Hybrid Council Chambers / Dial-in 12:00 p.m.)    | Sound Transit Projects Update                            | PDS - Brian Boudet, Sound Transit - Diane Wiatr, Matthew Mauer, Lauryn Douglas        | Staff from the Planning & Development Services Department and Sound Transit will provide an update on key regional transportation projects, with a particular focus on the Tacoma Dome Link Extension (TDLE), as well as updates on the Tacoma Dome Access Improvements (TDAI) and Sound Transit’s Enterprise Initiative.   |
|                   |   | Department Overview - Human Resources                    | Human Resources   |   |
|                   | City Council Meeting (hybrid Council Chambers /dial-in 5:00 PM) |  |   |   |

| Community Vitality and Safety Committee  |  |  |  |
|--|--|--|--|
| <b>Members</b><br>CM Rumbaugh, CM Walker,<br>CM Palmer, and CM Scott; Alternate: CM Diaz<br><b>Staff</b><br>Executive Liaison: Vicky McLaurin<br>Coordinator: Arsenio Roddy-Little |  | <b>Meetings</b><br>2nd and 4th Thursdays<br>4:30pm<br>Zoom and TMB 248 | <b>CBC Assignments</b><br>• Commission on Disabilities • Commission on Immigrant & Refugee Affairs<br>• Community Redevelopment Authority<br>• Community's Police Advisory Committee • Housing Authority<br>• Human Rights Commission • Human Services Commission<br>• Public Library Board  |
| Date   | Topic  | Presenter(s)   | Description  |
| January 22   | Election of Chair/Vice Chair   |  |  |
|  | 2025 Annual Review   | Vicky McLaurin, Executive Liaison                                      | The Committee will discuss 2025 Year-End Report and discuss their workplan for 2026.   |
|  | Tacoma Community Redevelopment Authority (TCRA) Interviews                       | Nicole Emery, City Clerk   | The Committee will conduct interviews to fill seats on the Tacoma Community Redevelopment Authority.   |
|  | Community Police Advisory Committee (CPAC) Interviews                            | Nicole Emery, City Clerk   | The Committee will conduct interviews to fill seats on the Community Policy Advisory Committee.  |
| February 12  | Homeless Strategy Review   | Caleb Carbone, NCS   | The Committee will review current Homeless Strategy and discuss how the URA and other strategy's align with the City's approach.   |
|  | Human Rights Commission and Human Services Commission Interviews                 | Nicole Emery, City Clerk   | The Committee will conduct interviews to fill seats on the Human Rights and Human Services Commissions.  |
| February 26  | Opioid Settlement Funds  | Caleb Carbone, and Sarah Bridgeford, NCS                               | NCS staff will present strategy recommendations regarding the City of Tacoma Opioid Settlement Funds, which is estimated to be \$14.7 million in one-time funds over 17 years. The update will include an overview of funds and a funding plan.  |
|  | Systems and Strategy Issue Statement for 2027-28 NCS competitive funding process | Caleb Carbone, and Sarah Bridgeford, NCS                               | NCS staff will present NCS' System and Strategy Division Issue Statement, which outlines the department's recommended funding priorities for the 2027-2028 competitive funding process. The update will include an overview of programs that we recommend not competing in the Request for Proposal (RFP), the funding process timeline, and next steps. |

| Economic Development Committee  |   |  |   |
|---|---|--|---|
| <b>Members</b><br>(Chair) CM Diaz, (Vice Chair) DM Bushnell,<br>CM Palmer, and CM Scott; Alternate: CM Rumbaugh;<br><b>Staff</b><br>Executive Liaison: Tanja Carter; Coordinator: Anna Le |   | <b>Meetings</b><br>2nd, 4th, and 5th Tuesdays<br>10:00am<br>Zoom and TMB 248 | <b>CBC Assignments</b><br>• Arts Commission • City Events and Recognition Committee<br>• Equity in Contracting Advisory Committee<br>• Convention Center Public Facilities District<br>• Tacoma Creates Advisory Board  |
| Date  | Topic   | Presenter(s)   | Description   |
| January 27<br>(meeting in TMB 243)  | Tacoma Venues and Events Management Team Introductions                        | Adam Cook, Director, Tacoma Venues and Events                                | Tacoma Venues and Events management team members will introduce themselves to the Economic Development Committee to help orient the members to TVE's general structure, role within the City, and impact on the community.  |
|   | Business Engagement Solutions Team and Business Districts Program Update      | Carol Wolfe, Division Manager, Community and Economic Development            | Staff will provide updates from 2025 Council briefings regarding enhancements to Business District Programs and Services. Staff will also discuss how Council can impact Business Safety and Resilience through the Business District Program and the Business Engagement Solutions Team. |
| February 10   | Community Workforce Agreements Policy Development and Outreach Overview       | Council Member Diaz, Chair, Economic Development Committee                   | Council Member Diaz will present background on the City of Tacoma's past review of creating a Priority Hire Ordinance and Community Workforce Agreement, and her plans to revisit policy development on this topic.   |
|   | Tacoma Venues and Events Service Agreements                                   | Adam Cook, Director, Tacoma Venues and Events                                | Tacoma Venues & Events will present an informational briefing on how their properties contract with vendors to provide services at events, and efforts to promote local businesses at City-owned properties.  |
| February 24   | (Tentative) 2019 Community Workforce Agreements Report Recommendations Update |  |   |
|   | (Tentative) Workforce Programs Update   |  |   |

| Government Performance and Finance Committee  |   |  |   |
|---|---|--|---|
| <b>Members</b><br>(Chair) CM Hines, (Vice Chair) CM Bushnell,<br>DM Daniels, and CM Rumbaugh; Alternate: CM Walker<br><b>Staff</b><br>Executive Liaison: Andy Cherullo; Coordinator: Chantra Real |   | <b>Meetings</b><br>1st and 3rd Tuesdays<br>10:00am<br>Zoom and TMB 248 | <b>CBC Assignments</b><br>• Audit Advisory Board • Board of Ethics<br>• Civil Service Board • Public Utility Board  |
| Date  | Topic   | Presenter(s)   | Description   |
| February 3  | Committee Chair and Vice Chair selection (?)                      |  |   |
|   | Amendments to Tacoma Municipal Code (TMC), Subtitle 6A – Tax Code | Danielle Larson, Tax and License Division Manager, Finance             | The voter approved tax rate increase to the City's utility tax rates expires February 28, 2026. Amendments to Tacoma Municipal Code (TMC), Subtitle 6A – Tax Code are required to update the utility tax rates from 7.5% to 6% effective March 1, 2026. |
|   | Tacoma Power's Open Access Transmission Tariff Update             | Jing Liu, Rates & Forecasting Group, Tacoma Power                      | Proposal to update the wholesale transmission rates to better reflect Tacoma Power's cost of service and request to update verbiage on terms related to Energy Imbalance Market.  |
|   | Baker Tilly/Moss Adams 2025 Entrance Audit Conference             | Susan Calderon, Assistant Director, Finance                            | Informational briefing on Baker Tilly/Moss Adams 2025 Entrance Audit conference   |
| February 17   | TBD   |  |   |



| Infrastructure, Planning, and Sustainability Committee   |   |  |  |
|--|---|--|--|
| <b>Members</b><br>(Chair) CM Walker, (Vice Chair) CM Diaz,<br>CM Hines, and CM Sadalge; Alternate: CM Bushnell<br><b>Staff</b><br>Executive Liaison: Ramiro Chavez; Coordinator: Anna Le |   | <b>Meetings</b><br>2nd and 4th Wednesdays<br>4:30pm<br>Zoom and TMB 248  | <b>CBC Assignments</b><br>• Board of Building Appeals • Climate and Sustainability Commission<br>• Landmarks Preservation Commission • Planning Commission<br>• Transportation Commission • Urban Design Board   |
| Date   | Topic   | Presenter(s)   | Description  |
| January 28   | Elect Committee Chair and Vice Chair                                  | --   | --   |
|  | Urban Forest Priority Action Plan: Neighborhood Council Report Out    | Council Member Kristina Walker, Infrastructure, Planning, and Sustainability Committee, Tacoma City Council            | Council Member Kristina Walker will report on her discussions with Neighborhood Councils about potentially expanding City maintenance of trees in the right of way and new land use and development regulations for tree canopy management and preservation.   |
|  | Evaluating Tacoma's Wood Waste Streams and Circular Economy Potential | Ryan Hebert, Urban Forestry Analyst; Mike Carey, Urban Forestry Program Manager, Environmental Services                | Summary of findings from Council-commissioned study (Resolution 41555) Urban Wood Reuse Program, characterizing and improving upon the current state of wood reuse in Tacoma, in alignment with adopted climate and waste diversion policies. Conducted by Cambium Carbon, the study estimated current wood waste generation and disposal volumes and identified five clear opportunities to improve Tacoma's wood reuse system.   |
| February 11  | PFAS Destruction Pilot Project and Forthcoming PFAS Regulations       | Tiffany Ryan, Assistant Division Manager, Environmental Services   | Staff will summarize findings from a 2024 joint EPA grant-funded project -- an Environmental Services, UW Tacoma, Aquagga, and ECT2 partnership -- that evaluated the efficacy of on-site PFAS destruction at the Central Treatment Plan (CTP). Additionally, staff will provide an overview of Washington Senate Bill 5033 and its impact on the City. Passed in 2025, SB 5033 addresses PFAS in biosolids and added PFAS monitoring to the CTP's National Pollutant Discharge Elimination System permit. |
| February 25  | Streets Initiative II   | Corey Newton, Assistant Director, Public Works   | Public Works will provide a presentation and update related to a potential future Streets Initiative.  |
|  | Parking Code Update   | Maryam Moeinian, Senior Planner; Steve Atkinson, Interim Assistant Division Manager, Planning and Development Services | Staff will provide an update on the Parking Code Amendments, with a focus on project background and key policy options.  |