



WEEKLY REPORT TO THE CITY COUNCIL

April 9, 2026

Members of the City Council
City of Tacoma, Washington

Dear Mayor and Council Members:

ACTION REQUIRED

1. This is a reminder to complete your Financial Affairs Disclosure (F-1) Statement and Disclosure of Remote Interest form and provide confirmation to the City Clerk's Office, **by Wednesday, April 15, 2026**. More information can be found at: [Who Files the Report | Washington State Public Disclosure Commission \(PDC\)](#).

ITEMS OF INTEREST

2. Planning and Development Services Director Peter Huffman provides the attached **memo regarding the Fife Heights annexation**. On March 11, 2026, the City Council received a Notice of Intention for Annexation of 10 parcels of land located adjacent to the City of Tacoma in the Fife Heights Potential Annexation Area. The Council has 60-days to hold a public meeting and make a motion to accept, reject, or geographically modify the notice. Acceptance of the notice initiates a process that can take 24 months, or more, and does not guarantee annexation.

On April 14, 2026, the City Council will have a resolution for its consideration setting April 28, 2026, as the date of a public meeting and following the meeting the Council may make a motion to accept, reject, or geographically modify the Notice of Intention for Annexation.

Questions can be directed to Senior Planner Wesley Rhodes at wrhodes@tacoma.gov.

3. **City-funded Temporary and Emergency Shelter Performance:** The City posts weekly information about its Temporary and Emergency Shelter locations including current census, number of available beds, and exits to housing. **This information can be found at:** <https://cms.tacoma.gov/ncs/weeklydataupdate.pdf>. and is updated weekly.

Pierce County Human Services also uses the Homeless Management Information System to report daily availability throughout Pierce County. This information can be found at: <https://www.piercecountywa.gov/8220/Homeless-Emergency-Shelter-Availability> and shows the available beds open at shelters and is updated Monday - Friday by 10:00 a.m.

4. **Encampment Outreach:** For the week of **March 30 – April 3, 2026**, the HEAL team visited **10 locations**. This resulted in **23 (9 new, and 14 repeats)** individuals contacted and referred to community services; 4 individual accepted shelter placement. This information can be found at: [HEAL Team Engagement Dashboard | Tacoma Open Data](#).
5. **Neighborhood and Community Services (NCS) 2027-2028 Competitive Funding Process:** The Neighborhood & Community Services Department plans to release an application for 2027-28 contract funding in May 2026. The application period will close in June 2026. Funding may come from the following sources: General Fund, Mental Health & Substance Use Disorder (MHSUD) sales tax, Criminal Justice sales tax, Opioid Settlement, Affordable Housing, DOJ Justice Assistance Grant (JAG), Community Development Block Grant (CDBG), and Emergency Solutions Grant (ESG) funds. NCS will seek to fund programs that align with [Council priorities](#) and [NCS department goals](#).

NCS and Purchasing staff will host three pre-proposal meetings in May 2026 for interested applicants:

- To sign up for notifications on all City of Tacoma funding opportunities (including this one), agencies can visit tacoma.gov/contractingopportunities.
- To learn more about NCS-specific funding opportunities, agencies can visit this link: [City of Tacoma Washington](#).

A review panel, including Commissioners from the Human Services Commission will review and rate applications and make recommendations for how to allocate the available funds. All funding recommendations will be subject to Council approval of the 27-28 biennial budget. More information regarding specific amounts and funding priorities will be provided in April. **Contracts will be effective between January 1, 2027, and December 31, 2028.**

6. Tacoma Police Chief Jackson provides the attached **Weekly Crime Report for the week ending on April 5, 2026**.
7. Please see the attached City of Tacoma **Weekly Meeting Schedule**.
8. City Manager's Office Constituent Relations Analyst Karyssa Mathison provides the attached **Constituent Intake Report**.

9. Amy Clancy, Media and Communications Director shares the **“Good News”** below.

- Every neighborhood deserves safe and well-maintained roads and sidewalks to help students walk to school, people bike to work, and patrons visit their favorite local shops. **That's why we've been putting your Tacoma Streets Initiative dollars to work across our city since it's 2015 voter approval. In Episode Three of our video series highlighting our progress, see some of the work that's improved how people move around Tacoma** including:
 - **Hilltop:** Paired street preservation with new bike and pedestrian infrastructure to revitalize the neighborhood
 - **South Tacoma:** Strengthened infrastructure that improves connectivity on major arterials
 - **Eastside:** Prioritized pavement restoration and multimodal access
 - **North End:** Residential safety and pedestrian upgrades

Yes, we've made progress together, but we know there's more work to be done, so be watching weekly as we highlight more recent street and safety advancements – and what's ahead. [tacoma.gov/tacomastreet](https://www.facebook.com/share/v/1751WKKL9G/)s. Thank you for your support!

<https://www.facebook.com/share/v/1751WKKL9G/>

- **We're thrilled to have been awarded the Certificate of Achievement for Excellence in Financial Reporting by the Government Finance Officers Association (GFOA) for the 39th consecutive year!** This is the highest form of recognition in governmental accounting and financial reporting and represents our continued commitment to excellence, accountability, and public transparency.
- **The Tacoma City Council proudly recognized the Daffodil Royal Court — a cherished tradition symbolizing excellence, leadership, and service in our community.** Chosen for their academic achievement, integrity, and commitment to volunteerism, these outstanding young leaders serve as ambassadors of goodwill across Pierce County. We thank the Royal Court for inspiring future generations and celebrating the rich history and spirit of Tacoma and the South Sound.
- **Today is the National Transgender Day of Visibility** – a time to affirm our commitment to protecting the dignity, human rights, and civil rights of the transgender and non-binary community. We celebrated their lives and contributions by raising the Transgender Pride commemorative flag over the [Tacoma Dome](#) and a Council Proclamation at the evening Council meeting. We continue to strive for a Tacoma where everyone is treated with dignity and respect, free from fear and discrimination.

- **Proctor Street will be closed between North 21st Street and 6th Avenue from April 6 – 10, 2026, 8 AM to 5 PM daily**, while crews conduct essential asphalt repairs. This work, utilizing funds from the Tacoma Streets Initiative, will correct surface imperfections, preparing the roadway for a brand-new surface. There will be limited local access and no through traffic permitted while work is underway. Please plan ahead, use alternate routes to navigate around the work zone, and abide by all temporary no-parking signs placed within the project area to help ensure this work can be completed safely and efficiently. <https://www.facebook.com/share/r/1NuTdThmCp/>
- **Last month, your Tacoma Fire Department responded to 4,175 calls.** In March, Tacoma Fire crews responded to 186 Fire Calls, 3,400 Medical Calls, 589 Other Calls. <https://www.facebook.com/share/v/1DPVzVNVz3/>
- **Get ready to relive the excitement of 1992 with archival footage from Signal 1-11, for #ThrowbackThursday!** Signal 1-11 was a show produced by Tacoma Fire and Lakewood Fire (LFD is now West Pierce Fire & Rescue) to discuss fire and safety topics. In Part 1 of this 3-part series, Bob Bronoske, R.P. Wallace, and Gary Schiesz discuss the Freighthouse Square arson of September 17, 1992. They also introduce us to defensive fire strategy and multiple alarms. Check back next Thursday for part 2! <https://www.facebook.com/share/v/1KXhDjQpCp/>
- **The Tacoma Police Department is collaborating with the Children's Advocacy Center of Pierce County** to offer two valuable training opportunities. These sessions will take place at TPD headquarters and are open to everyone. We hope to see you there! [#trainwithus](#) [#themoreyouknow](#) [#gritcitycops](#) [#tacomapd](#)

STUDY SESSION / WORK SESSION

10. **The City Council Study Session of Tuesday, April 14, 2026, will be conducted as a hybrid meeting.**

This meeting can be attended in-person at the Tacoma Municipal Building, Council Chambers, located at 747 Market Street on the 1st floor or be heard by dialing (253) 215 – 8782 or through Zoom at: www.zoom.us/j/89496171192 and entering the meeting ID 894 9617 1192; passcode 896569 when prompted. This meeting will be broadcast on TV Tacoma.

Discussion items will include: (1) **Connect Tacoma: Safe Streets and Sidewalks Levy**; (2) **Other Items of Interest**; (3) **Committee Reports**; (4) **Agenda Review & City Manager's Weekly Report**; (5) **Executive Session – Review the Performance of a Public Employee**

On our first agenda item, staff from Public Works will provide a **briefing on the Connect Tacoma: Safe Streets and Sidewalks Levy**.

11. The updated **Tentative City Council Forecast and Consolidated Standing Committee Calendars** are attached for your information.

MARK YOUR CALENDARS

- Council Member Jamika Scott Office Hours: **First Friday of the month 11:00 a.m. – 1:00 p.m.**, and the **third Thursday of the month 3:00 p.m. – 5:00 p.m.** Council Member Scott would like to learn more about your experiences and hear about what issues are important to you! Sign up for your 20-minute time slot at: <https://calendly.com/cotcouncil/cm-scott-office-hours>.
- **Grit City Connect**: The City of Tacoma is teaming up with [Parks Tacoma](#), [Tacoma Public Schools](#), and the [Port of Tacoma](#) to bring a major networking event to the contracting community on May 12, 2026! Sign up to attend Grit City Connect, which is in-person at the STAR Center, 3873 S 66th Street, 8:30 a.m. – 12:30 p.m. To learn about upcoming project and procurement needs and engage with public agency staff and technical assistance providers.

In service,



HK: aaj

Hyun Kim
City Manager



TO: Hyun Kim, City Manager
FROM: Wesley Rhodes, Senior Planner, Planning and Development Services
Peter Huffman, Director, Planning and Development Services
SUBJECT: Notice of Intention for Annexation in Fife Heights Potential Annexation Area
DATE: April 8, 2026

On April 14, 2026, the City Council will have a resolution for its consideration on the Consent Agenda setting April 28, 2026, as the date of a public meeting on a notice of intention to commence annexation received from the Heiberg family for 10 parcels of land located adjacent to the City of Tacoma in the Fife Heights Potential Annexation Area (PAA).

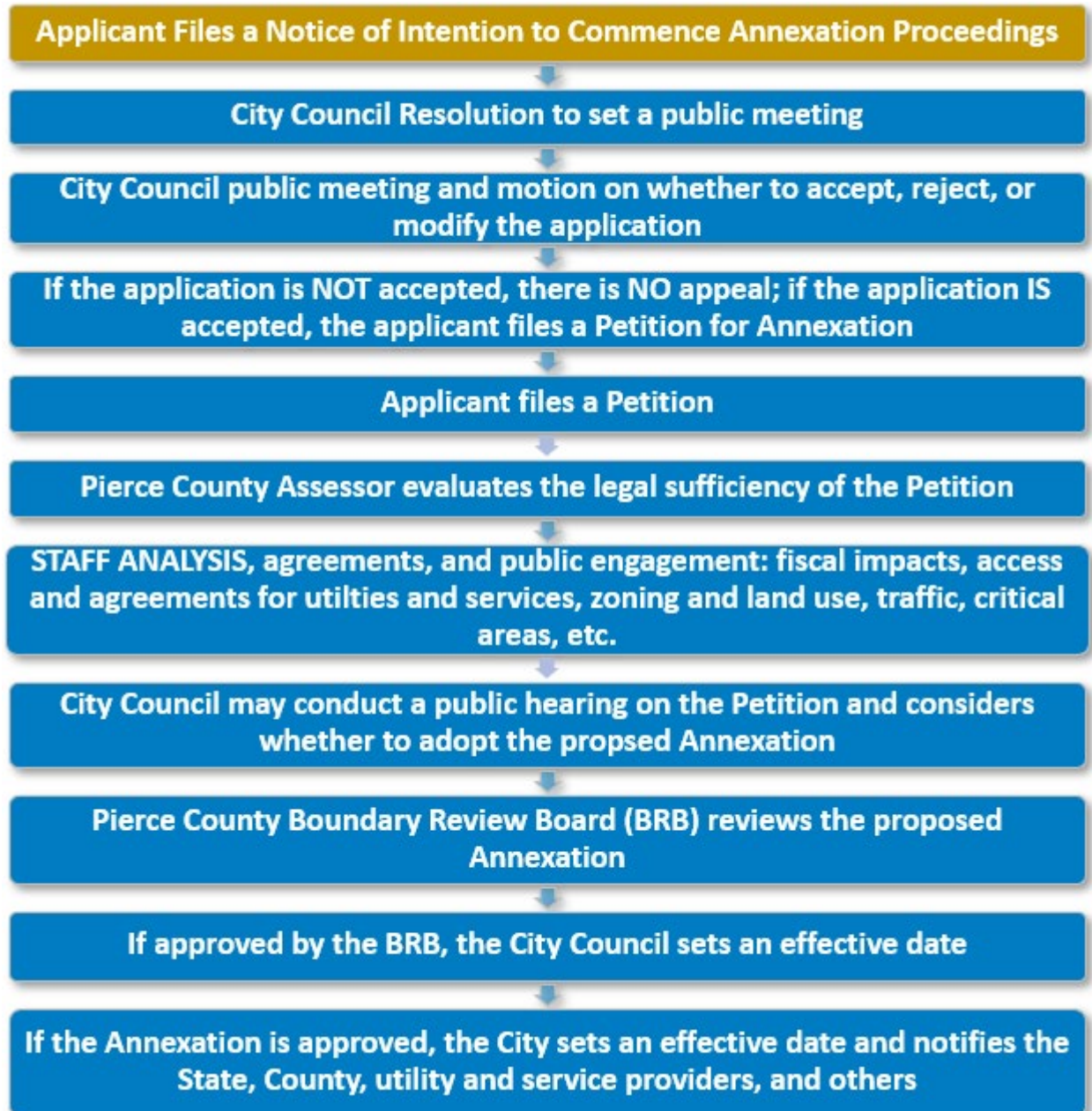
This public meeting is required by State law and following the meeting the Council may accept, reject, or geographically modify the notice of intention. Acceptance of the notice of intention initiates a process for annexation that could take up to 24 months, or longer, and does not guarantee annexation.

BACKGROUND:

Pursuant to State law (RCW 35.13.125 and RCW 35.13.130), on March 11, 2026, the Heiberg family filed with the City of Tacoma a Notice of Intention to Commence Annexation Proceedings for 10 parcels of land in unincorporated Pierce County, indicating their desire to begin annexation proceedings for said properties. The annexation includes the following parcel numbers: 0421312075, 0421312042, 0421316031, 0421316054, 0421312076, 0421316055, 0421316005, 0421312057, 0421312043, and 0421313068.

Of the seven methods of annexation available to first class cities, the applicant is applying the "Sixty Percent Petition Annexation Method." For this annexation method, State law requires that the City Council set a date, not later than 60 days after the filing of a Notice of Intent to Commence Annexation Proceedings, for a public meeting with the applicant to determine whether the City will accept, reject, or geographically modify the proposed annexation; whether it shall require the simultaneous adoption of the zoning for the proposed area in substantial compliance with the comprehensive plan; and whether it shall require the assumption of all or any portion of existing City indebtedness by the area to be annexed.

As outlined in State law, this annexation method generally consists of the following sequential steps (step one is complete):



To complete the above-mentioned process, it is estimated that it would require 24 months, or longer, to fulfill certain mandated steps, while allowing an adequate amount of time for staff analysis, review by service providers, discussion about zoning and land use, community outreach and engagement, and other appropriate and necessary procedures.

Staff is actively engaged with the applicants to best determine the applicants reasoning for filing the Intent to Annex Notification. It is staff's understanding that annexation is being sought to allow access to the City's sewer system to support the development of residential units.

COMMUNITY ENGAGEMENT:

Staff has worked with the applicants to ensure they are aware of and are following due legal procedure to file a Notice of Intent and that they are aware of the upcoming procedural dates as well as the overall process.

Additionally, staff has had initial conversations with the applicants about the potential need for an annexation agreement to facilitate a permitting process for the new development with Pierce County prior to the annexation into the City of Tacoma taking effect.

Public notice and involvement is included at several points throughout the process, including but not limited to:

- Public meeting as part of the decision to accept, reject, or modify the application
- Public hearings/notifications as part of the process to establish the land use and zoning
- Potential public hearing on the petition
- Public comment on ordinance to accept, reject, or modify the annexation and set the effective date
- Notifications/engagement with utility and service providers as well as the public to notify of the effective date

NEXT STEPS:

- April 14, 2026: Resolution to set April 28, 2026, as the date of a public meeting on a notice of intention to commence annexation
- April 28, 2026: City Council public meeting and motion on whether to accept, reject, or modify the application

STAFF CONTACT:

Wesley Rhodes, Senior Planner, Planning and Development Services, wrhodes@tacoma.gov

ATTACHMENT:

- Annexation Tip Sheet



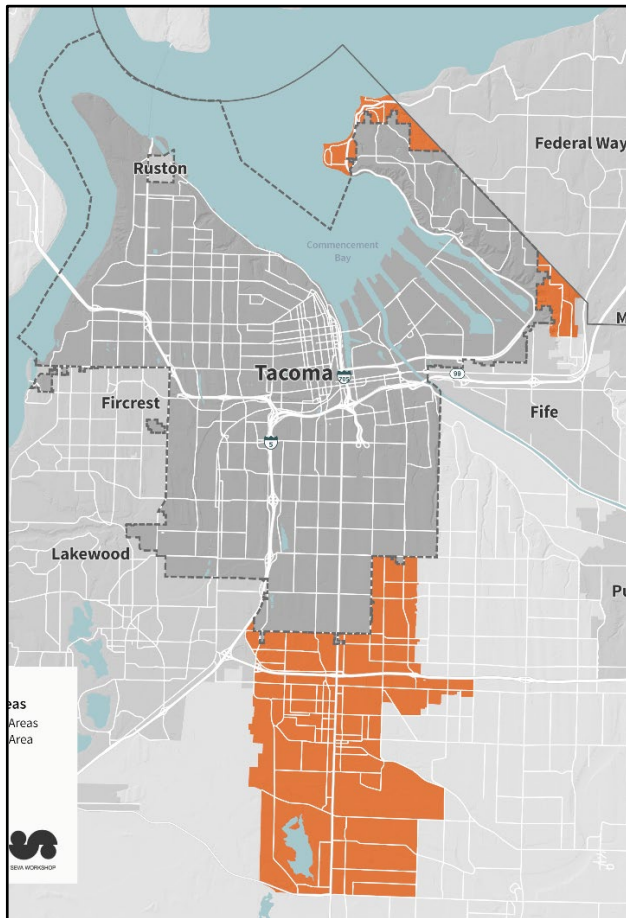
Annexation Tip Sheet

City of Tacoma
Planning and
Development Services
Tacoma.gov/planning
(253) 591-5030

What is Annexation?

Annexation is a process by which a municipality expands its boundaries, and thus extends its municipal services, regulations, voting privileges and taxing authority to a new territory.

In Washington, annexations are generally limited to areas that are contiguous to its existing border and are located within a city's designated Urban Growth Area (UGA). The UGA is effectively the area that has been identified for future expansion of a particular city and thus may not be annexed by a different city. Below is a map of Tacoma's existing boundary and its designated UGA (in orange).



Language Services

¿Necesita esta información en español?
Quý vị có cần nhận được thông tin này bằng tiếng Việt không?
이 정보자료가 한국어로 필요한가요?
Вам нужна эта информация на русском?
Чи потрібна вам ця інформація українською мовою?
Kailangan ba ninyo ang impormasyong ito sa Tagalog?
E te mana'omia lenei fa'amatalaga i le gagana Samoa?
តើអ្នកត្រូវការព័ត៌មាននេះ ជាភាសាខ្មែរ ឬទេ?
您需要这些信息以简体中文提供吗?

Planning@tacoma.gov | (253-591-5030)

Annexation Policies

In 1990, the state legislature passed the Growth Management Act (GMA) to reduce urban sprawl, preserve agricultural lands, and improve efficiencies in the provision of urban services. A basic premise of the GMA is that denser urban development should be supported by urban services, such as roads, transit, sidewalks, water, sewer, parks, and libraries, and should be located in cities to ensure the most efficient provision of service.

The City of Tacoma encourages and accommodates annexation of areas within its designated UGA. The [One Tacoma Comprehensive Plan](#) provides goals and policies concerning potential annexation areas (Policies GS-14.1 through 14.7). These are designed to help ensure that the public facility and service needs of potential future annexation areas are properly anticipated and accommodated prior to and upon annexation, and includes the following:

Goal GS-14: Annex areas within Tacoma's Urban Growth Area when conditions are appropriate.

Policy GS-14.7: Expand the City's boundaries within established UGAs in a manner that will benefit both the residents of Tacoma and the residents of the area to be annexed.

Note: This tip sheet does not substitute for codes and regulations. You are responsible for compliance, whether or not described here. For more information: City of Tacoma, Planning and Development Services | tacoma.gov | (253) 591-5030

Pierce County encourages cities and towns to annex land within their respective UGA and encourages cities and towns to partner with the County to consider and plan for potential annexation areas through joint planning agreements and annexation plans. The [Pierce County Countywide Planning Policies](#) promote logical, orderly, and systematic annexations of the UGAs, and include the following:

Policy UGA-5.1: Annexation is preferred over incorporation within the urban growth area.

Policy UGA-5.2.2: Annexation of an area should be phased to coincide with a city or town's ability to coordinate the provision of a full range of urban services to the areas proposed for annexation.

Policy UGA-5.4.1: The County's highest priority should be Potential Annexation Areas representing unincorporated "islands" between cities and towns.

Annexation Methods

The methods by which cities may annex territory are fairly complicated and are governed strictly by state law, but there are three common methods:

1. **Old or Traditional Petition Method** – Initiated by a petition from property owners in the area and requires approval from owners of property representing 60% of the assessed value of the proposed annexation area.
2. **New Petition Method** – Initiated by a petition from property owners in the area and requires support of property owners representing a majority of the area proposed for annexation and a majority of the voters in the area.
3. **Election Method** – Requires approval of the voters in the proposed annexation area. This is the most common method used for large areas and when an annexation is initiated by the city.

The Washington Municipal Research and Services Center (MRSC) has produced a useful [Annexation Handbook](#) that outlines common arguments for and against annexation, discusses the effects of annexation, reviews the methods for annexation, and discusses the role of boundary review boards in the annexation process. For more information, go to www.mrsc.org

Process for Petition Annexations

The typical steps involved in a **Petition Annexation** process are as follows:

1. The initiating parties must present to the City Council a notice of their intention to commence annexation proceedings in writing, signed by the owners of not less than 10% in assessed value of the property sought for annexation.
2. The City Council must set a date within 60 days for a meeting with the initiating parties to determine:
 - If the City will accept the annexation;
 - If the City will require simultaneous adoption of proposed zoning regulations;
 - If the City will require that the area proposed for annexation assume all or any portion of the existing indebtedness; and
 - If the City will reject or geographically modify the proposed annexation area.
3. If the City Council agrees to accept the proposal, then the initiating parties must obtain the signatures of the owners representing the majority of the property and/or the registered voters residing in the annexation area (based on the method chosen) and file the completed petition for annexation with the City.
4. The City Council then sets a public hearing on the proposed annexation. At the hearing, the City Council may vote to annex the property, subject to the approval by the Pierce County Boundary Review Board.
5. The City then submits the annexation proposal to the [Pierce County Boundary Review Board](#), which will make a final decision regarding the annexation proposal within 45 days of receiving it.

For More Information

- Contact the City of Tacoma at:
E-mail: Planning@tacoma.gov
Phone: (253) 591-5030
- Tacoma Planning website:
www.tacoma.gov/planning
- Municipal Research and Services Center website:
www.mrsc.org

Note: This tip sheet does not substitute for codes and regulations. You are responsible for compliance, whether or not described here. For more information: City of Tacoma, Planning and Development Services | tacoma.gov | (253) 591-5030



Citywide Weekly Briefing for 30 March 2026 to 05 April 2026

The data is not National Incident Based Reporting System (NIBRS) compliant. Do not compare the results with any report using that standard. The data is dynamic and is subject to change and/or revision. The number of distinct offenses listed on a report are counted. This does not represent reports or individuals. All data is compared to last year for the same number of days or date range. Small numbers may cause large percent increases and decreases. Beginning 1 October 2022, there was a change in how TPD reports certain Aggravated Assaults and Destruction offenses.

Offense Breakdown	7 Days		28 Days		Year to Date		7 Days	28 Days	YTD
	30-Mar-2025	30-Mar-2026	09-Mar-2025	09-Mar-2026	01-Jan-2025	01-Jan-2026			
	05-Apr-2025	05-Apr-2026	05-Apr-2025	05-Apr-2026	05-Apr-2025	05-Apr-2026			
Persons	78	59	332	295	1040	1057	24.4% ▼	11.1% ▼	1.6% ▲
Assault	68	56	296	265	928	940	17.6% ▼	10.5% ▼	1.3% ▲
Homicide (doesn't include Negligent/Justifiable)	0	0	0	2	6	5	0.0%	NC	16.7% ▼
Kidnapping/Abduction	1	1	9	7	18	37	0.0%	22.2% ▼	105.6% ▲
Sex Offenses, Forcible	9	2	27	21	88	74	77.8% ▼	22.2% ▼	15.9% ▼
Property	291	179	1059	801	3774	3146	38.5% ▼	24.4% ▼	16.6% ▼
Arson	1	2	8	10	19	27	100.0% ▲	25.0% ▲	42.1% ▲
Burglary/Breaking and Entering	32	18	111	83	323	300	43.8% ▼	25.2% ▼	7.1% ▼
Counterfeiting/Forgery	2	0	6	1	17	12	100.0% ▼	83.3% ▼	29.4% ▼
Destruction/Damage/Vandalism of Property	76	46	274	229	998	886	39.5% ▼	16.4% ▼	11.2% ▼
Fraud	12	9	38	36	156	137	25.0% ▼	5.3% ▼	12.2% ▼
Larceny/Theft	126	67	458	323	1669	1294	46.8% ▼	29.5% ▼	22.5% ▼
Motor Vehicle Theft	32	26	130	85	455	353	18.8% ▼	34.6% ▼	22.4% ▼
Robbery	8	6	17	18	65	63	25.0% ▼	5.9% ▲	3.1% ▼
Stolen Property	1	2	12	8	48	47	100.0% ▲	33.3% ▼	2.1% ▼
Society	21	22	85	82	257	341	4.8% ▲	3.5% ▼	32.7% ▲
Drug/Narcotic	14	15	48	56	167	240	7.1% ▲	16.7% ▲	43.7% ▲
Pornography/Obscene Material	0	0	5	0	9	3	0.0%	100.0% ▼	66.7% ▼
Prostitution	1	0	3	2	4	7	100.0% ▼	33.3% ▼	75.0% ▲
Weapon Law Violations	6	7	29	24	77	91	16.7% ▲	17.2% ▼	18.2% ▲
Citywide Totals	390	260	1476	1178	5071	4544	33.3% ▼	20.2% ▼	10.4% ▼

NC = Noncalculable

- An additional homicide has occurred under TPD 2602000199. As this case is not yet coded as a homicide, it is not included in the stats.

Last 7 Days

Notes:

- There were no Homicide offense(s) during the last 7 days.
- 55.4% (31/56) of the Assaults were coded Simple Assault.
- There were 42 DV-related offenses.
- 64.3% (27/42) of the DV-related offenses were Persons.
- 46.4% (26/56) of the Assaults were DV-related.
- DV-related Offenses: 52 ↘ 42
- There were no Gang-Related offense(s) during the last 7 days.
- Theft from Motor Vehicle: 40 ↘ 20

Top 5 Locations - Compared to last year

- 409 S 23rd St: 0 ↗ 4
- 6645 S Montgomery St: 0 ↗ 4
- 1112 S M St: 1 ↗ 4
- 1142 Fawcett Ave: 0 ↗ 4
- 950 E F St: 0 ↗ 3
- 3925 S Tyler St: 0 ↗ 3
- 1010 E 57th St: 0 ↗ 3
- There were 3 additional locations with 3.

Top 5 Offense Locations - Compared to last year

- Street/Right Of Way: 50 ↗ 51
- Apartment: 61 ↘ 50
- Single Family Residence: 58 ↘ 43
- Parking Lot: 66 ↘ 21
- Grocery Store: 13 ↘ 11



Sector 1 Weekly Briefing for 30 March 2026 to 05 April 2026

The data is not National Incident Based Reporting System (NIBRS) compliant. Do not compare the results with any report using that standard. The data is dynamic and is subject to change and/or revision. The number of distinct offenses listed on a report are counted. This does not represent reports or individuals. All data is compared to last year for the same number of days or date range. Small numbers may cause large percent increases and decreases. Beginning 1 October 2022, there was a change in how TPD reports certain Aggravated Assaults and Destruction offenses.

Offense Breakdown	7 Days		28 Days		Year to Date		7 Days	28 Days	YTD
	30-Mar-2025	30-Mar-2026	09-Mar-2025	09-Mar-2026	01-Jan-2025	01-Jan-2026			
	05-Apr-2025	05-Apr-2026	05-Apr-2025	05-Apr-2026	05-Apr-2025	05-Apr-2026			
Persons	21	17	86	78	264	275	19.0% ▼	9.3% ▼	4.2% ▲
Assault	16	16	73	68	230	242	0.0%	6.8% ▼	5.2% ▲
Homicide (doesn't include Negligent/Justifiable)	0	0	0	0	4	2	0.0%	0.0%	50.0% ▼
Kidnapping/Abduction	0	1	3	4	6	9	NC	33.3% ▲	50.0% ▲
Sex Offenses, Forcible	5	0	10	6	24	22	100.0% ▼	40.0% ▼	8.3% ▼
Property	95	52	331	215	1129	869	45.3% ▼	35.0% ▼	23.0% ▼
Arson	0	1	4	6	6	13	NC	50.0% ▲	116.7% ▲
Burglary/Breaking and Entering	9	7	24	27	82	78	22.2% ▼	12.5% ▲	4.9% ▼
Counterfeiting/Forgery	0	0	0	0	1	4	0.0%	0.0%	300.0% ▲
Destruction/Damage/Vandalism of Property	32	13	104	58	378	257	59.4% ▼	44.2% ▼	32.0% ▼
Fraud	4	3	14	12	34	29	25.0% ▼	14.3% ▼	14.7% ▼
Larceny/Theft	38	18	141	73	438	325	52.6% ▼	48.2% ▼	25.8% ▼
Motor Vehicle Theft	8	7	38	27	152	117	12.5% ▼	28.9% ▼	23.0% ▼
Robbery	4	1	5	5	18	16	75.0% ▼	0.0%	11.1% ▼
Stolen Property	0	1	0	4	14	18	NC	NC	28.6% ▲
Society	4	4	17	17	48	109	0.0%	0.0%	127.1% ▲
Drug/Narcotic	1	3	7	11	28	86	200.0% ▲	57.1% ▲	207.1% ▲
Pornography/Obscene Material	0	0	2	0	2	0	0.0%	100.0% ▼	100.0% ▼
Prostitution	1	0	1	1	1	3	100.0% ▼	0.0%	200.0% ▲
Weapon Law Violations	2	1	7	5	17	20	50.0% ▼	28.6% ▼	17.6% ▲
Sector Totals	120	73	434	310	1441	1253	39.2% ▼	28.6% ▼	13.0% ▼

NC = Noncalculable

Last 7 Days

<p>Notes:</p> <ul style="list-style-type: none"> There were no Homicide offense(s) during the last 7 days. 43.8% (7/16) of the Assaults were coded Simple Assault. There were 6 DV-related offenses. 66.7% (4/6) of the DV-related offenses were Persons. 25.0% (4/16) of the Assaults were DV-related. DV-related Offenses: 16 ↘ 6 There were no Gang-Related offense(s) during the last 7 days. Theft from Motor Vehicle: 23 ↘ 8 	<p>Top 5 Locations - Compared to last year</p> <ul style="list-style-type: none"> 1112 S M St: 1 ↗ 4 409 S 23rd St: 0 ↗ 4 1142 Fawcett Ave: 0 ↗ 4 222 E 26th St: 0 ↗ 3 950 E F St: 0 ↗ 3 	<p>Top 5 Offense Locations - Compared to last year</p> <ul style="list-style-type: none"> Apartment: 27 ↘ 18 Street/Right Of Way: 19 ↘ 12 Single Family Residence: 10 ↘ 8 Warehouse: 0 ↗ 5 Garage (Residential): 4 ↗ 5
---	--	--



Sector 2 Weekly Briefing for 30 March 2026 to 05 April 2026

The data is not National Incident Based Reporting System (NIBRS) compliant. Do not compare the results with any report using that standard. The data is dynamic and is subject to change and/or revision. The number of distinct offenses listed on a report are counted. This does not represent reports or individuals. All data is compared to last year for the same number of days or date range. Small numbers may cause large percent increases and decreases. Beginning 1 October 2022, there was a change in how TPD reports certain Aggravated Assaults and Destruction offenses.

Offense Breakdown	7 Days		28 Days		Year to Date		7 Days	28 Days	YTD
	30-Mar-2025	30-Mar-2026	09-Mar-2025	09-Mar-2026	01-Jan-2025	01-Jan-2026			
	05-Apr-2025	05-Apr-2026	05-Apr-2025	05-Apr-2026	05-Apr-2025	05-Apr-2026			
Persons	21	9	82	56	255	226	57.1%▼	31.7%▼	11.4%▼
Assault	19	9	75	48	221	204	52.6%▼	36.0%▼	7.7%▼
Homicide (doesn't include Negligent/Justifiable)	0	0	0	1	1	1	0.0%	NC	0.0%
Kidnapping/Abduction	1	0	2	0	6	6	100.0%▼	100.0%▼	0.0%
Sex Offenses, Forcible	1	0	5	7	27	15	100.0%▼	40.0%▲	44.4%▼
Property	62	44	247	232	901	835	29.0%▼	6.1%▼	7.3%▼
Arson	0	1	2	3	2	7	NC	50.0%▲	250.0%▲
Burglary/Breaking and Entering	6	2	29	20	78	87	66.7%▼	31.0%▼	11.5%▲
Counterfeiting/Forgery	1	0	2	1	4	2	100.0%▼	50.0%▼	50.0%▼
Destruction/Damage/Vandalism of Property	14	10	58	77	235	247	28.6%▼	32.8%▲	5.1%▲
Fraud	2	3	9	7	41	37	50.0%▲	22.2%▼	9.8%▼
Larceny/Theft	32	15	116	84	402	345	53.1%▼	27.6%▼	14.2%▼
Motor Vehicle Theft	6	11	25	32	112	88	83.3%▲	28.0%▲	21.4%▼
Robbery	1	2	3	4	15	10	100.0%▲	33.3%▲	33.3%▼
Stolen Property	0	0	2	2	5	7	0.0%	0.0%	40.0%▲
Society	3	0	10	6	25	29	100.0%▼	40.0%▼	16.0%▲
Drug/Narcotic	2	0	4	5	8	15	100.0%▼	25.0%▲	87.5%▲
Pornography/Obscene Material	0	0	1	0	2	0	0.0%	100.0%▼	100.0%▼
Prostitution	0	0	0	0	0	0	0.0%	0.0%	0.0%
Weapon Law Violations	1	0	5	1	15	14	100.0%▼	80.0%▼	6.7%▼
Sector Totals	86	53	339	294	1181	1090	38.4%▼	13.3%▼	7.7%▼

NC = Noncalculable

Last 7 Days

<p>Notes:</p> <ul style="list-style-type: none"> There were no Homicide offense(s) during the last 7 days. 55.6% (5/9) of the Assaults were coded Simple Assault. There were 8 DV-related offenses. 62.5% (5/8) of the DV-related offenses were Persons. 55.6% (5/9) of the Assaults were DV-related. DV-related Offenses: 8 ↔ 8 There were no Gang-Related offense(s) during the last 7 days. Theft from Motor Vehicle: 10 ↘ 1 	<p>Top 5 Locations - Compared to last year</p> <ul style="list-style-type: none"> 5302 N Visscher St: 0 ↗ 2 2203 N Pearl St: 0 ↗ 2 2503 6th Ave: 0 ↗ 2 4505 S 19th St: 0 ↗ 2 6201 6th Ave: 1 ↗ 2 1802 S Mildred St: 0 ↗ 2 	<p>Top 5 Offense Locations - Compared to last year</p> <ul style="list-style-type: none"> Apartment: 11 ↔ 11 Street/Right Of Way: 9 ↔ 9 Single Family Residence: 10 ↘ 9 Parking Lot: 17 ↘ 5 Grocery Store: 6 ↘ 4
--	--	--



Sector 3 Weekly Briefing for 30 March 2026 to 05 April 2026

The data is not National Incident Based Reporting System (NIBRS) compliant. Do not compare the results with any report using that standard. The data is dynamic and is subject to change and/or revision. The number of distinct offenses listed on a report are counted. This does not represent reports or individuals. All data is compared to last year for the same number of days or date range. Small numbers may cause large percent increases and decreases. Beginning 1 October 2022, there was a change in how TPD reports certain Aggravated Assaults and Destruction offenses.

Offense Breakdown	7 Days		28 Days		Year to Date		7 Days	28 Days	YTD
	30-Mar-2025	30-Mar-2026	09-Mar-2025	09-Mar-2026	01-Jan-2025	01-Jan-2026			
	05-Apr-2025	05-Apr-2026	05-Apr-2025	05-Apr-2026	05-Apr-2025	05-Apr-2026			
Persons	16	12	74	69	230	248	25.0% ▼	6.8% ▼	7.8% ▲
Assault	14	11	67	63	211	215	21.4% ▼	6.0% ▼	1.9% ▲
Homicide (doesn't include Negligent/Justifiable)	0	0	0	0	0	0	0.0%	0.0%	0.0%
Kidnapping/Abduction	0	0	1	2	3	12	0.0%	100.0% ▲	300.0% ▲
Sex Offenses, Forcible	2	1	6	4	16	20	50.0% ▼	33.3% ▼	25.0% ▲
Property	66	52	227	175	938	695	21.2% ▼	22.9% ▼	25.9% ▼
Arson	0	0	0	0	5	1	0.0%	0.0%	80.0% ▼
Burglary/Breaking and Entering	6	6	26	18	79	53	0.0%	30.8% ▼	32.9% ▼
Counterfeiting/Forgery	0	0	2	0	6	6	0.0%	100.0% ▼	0.0%
Destruction/Damage/Vandalism of Property	17	14	53	39	207	170	17.6% ▼	26.4% ▼	17.9% ▼
Fraud	2	1	7	9	39	31	50.0% ▼	28.6% ▲	20.5% ▼
Larceny/Theft	31	24	107	92	486	331	22.6% ▼	14.0% ▼	31.9% ▼
Motor Vehicle Theft	7	5	23	11	91	73	28.6% ▼	52.2% ▼	19.8% ▼
Robbery	1	1	5	4	10	19	0.0%	20.0% ▼	90.0% ▲
Stolen Property	1	0	2	0	11	7	100.0% ▼	100.0% ▼	36.4% ▼
Society	4	8	21	22	70	88	100.0% ▲	4.8% ▲	25.7% ▲
Drug/Narcotic	2	6	11	14	48	62	200.0% ▲	27.3% ▲	29.2% ▲
Pornography/Obscene Material	0	0	2	0	5	2	0.0%	100.0% ▼	60.0% ▼
Prostitution	0	0	0	0	1	2	0.0%	0.0%	100.0% ▲
Weapon Law Violations	2	2	8	8	16	22	0.0%	0.0%	37.5% ▲
Sector Totals	86	72	322	266	1238	1031	16.3% ▼	17.4% ▼	16.7% ▼

NC = Noncalculable

Last 7 Days

<p>Notes:</p> <ul style="list-style-type: none"> There were no Homicide offense(s) during the last 7 days. 81.8% (9/11) of the Assaults were coded Simple Assault. There were 12 DV-related offenses. 50.0% (6/12) of the DV-related offenses were Persons. 45.5% (5/11) of the Assaults were DV-related. DV-related Offenses: 9 ↗ 12 There were no Gang-Related offense(s) during the last 7 days. Theft from Motor Vehicle: 4 ↗ 7 	<p>Top 5 Locations - Compared to last year</p> <ul style="list-style-type: none"> 6645 S Montgomery St: 0 ↗ 4 4701 S Asotin St: 0 ↗ 3 1905 S 72nd St: 0 ↗ 3 3925 S Tyler St: 0 ↗ 3 2424 S 41st St: 0 ↗ 2 4015 S Puget Sound Ave: 0 ↗ 2 6004 S Lawrence St: 0 ↗ 2 There were 8 additional locations with 2. 	<p>Top 5 Offense Locations - Compared to last year</p> <ul style="list-style-type: none"> Single Family Residence: 11 ↗ 12 Street/Right Of Way: 6 ↗ 12 Apartment: 10 ↗ 11 Parking Lot: 15 ↘ 8 Driveway: 3 ↗ 5
--	---	---



Sector 4 Weekly Briefing for 30 March 2026 to 05 April 2026

The data is not National Incident Based Reporting System (NIBRS) compliant. Do not compare the results with any report using that standard. The data is dynamic and is subject to change and/or revision. The number of distinct offenses listed on a report are counted. This does not represent reports or individuals. All data is compared to last year for the same number of days or date range. Small numbers may cause large percent increases and decreases. Beginning 1 October 2022, there was a change in how TPD reports certain Aggravated Assaults and Destruction offenses.

Offense Breakdown	7 Days		28 Days		Year to Date		7 Days	28 Days	YTD
	30-Mar-2025	30-Mar-2026	09-Mar-2025	09-Mar-2026	01-Jan-2025	01-Jan-2026			
	05-Apr-2025	05-Apr-2026	05-Apr-2025	05-Apr-2026	05-Apr-2025	05-Apr-2026			
Persons	20	21	90	92	291	308	5.0%▲	2.2%▲	5.8%▲
Assault	19	20	81	86	266	279	5.3%▲	6.2%▲	4.9%▲
Homicide (doesn't include Negligent/Justifiable)	0	0	0	1	1	2	0.0%	NC	100.0%▲
Kidnapping/Abduction	0	0	3	1	3	10	0.0%	66.7%▼	233.3%▲
Sex Offenses, Forcible	1	1	6	4	21	17	0.0%	33.3%▼	19.0%▼
Property	68	31	254	179	806	747	54.4%▼	29.5%▼	7.3%▼
Arson	1	0	2	1	6	6	100.0%▼	50.0%▼	0.0%
Burglary/Breaking and Entering	11	3	32	18	84	82	72.7%▼	43.8%▼	2.4%▼
Counterfeiting/Forgery	1	0	2	0	6	0	100.0%▼	100.0%▼	100.0%▼
Destruction/Damage/Vandalism of Property	13	9	59	55	178	212	30.8%▼	6.8%▼	19.1%▲
Fraud	4	2	8	8	42	40	50.0%▼	0.0%	4.8%▼
Larceny/Theft	25	10	94	74	343	293	60.0%▼	21.3%▼	14.6%▼
Motor Vehicle Theft	11	3	44	15	100	75	72.7%▼	65.9%▼	25.0%▼
Robbery	2	2	4	5	22	18	0.0%	25.0%▲	18.2%▼
Stolen Property	0	1	8	2	18	15	NC	75.0%▼	16.7%▼
Society	10	10	37	37	114	115	0.0%	0.0%	0.9%▲
Drug/Narcotic	9	6	26	26	83	77	33.3%▼	0.0%	7.2%▼
Pornography/Obscene Material	0	0	0	0	0	1	0.0%	0.0%	NC
Prostitution	0	0	2	1	2	2	0.0%	50.0%▼	0.0%
Weapon Law Violations	1	4	9	10	29	35	300.0%▲	11.1%▲	20.7%▲
Sector Totals	98	62	381	308	1211	1170	36.7%▼	19.2%▼	3.4%▼

NC = Noncalculable

Last 7 Days

Notes:

- There were no Homicide offense(s) during the last 7 days.
- 50.0% (10/20) of the Assaults were coded Simple Assault.
- There were 16 DV-related offenses.
- 75.0% (12/16) of the DV-related offenses were Persons.
- 60.0% (12/20) of the Assaults were DV-related.
- DV-related Offenses: 19 ↘ 16
- There were no Gang-Related offense(s) during the last 7 days.
- Theft from Motor Vehicle: 3 ↗ 4

Top 5 Locations - Compared to last year

- 1010 E 57th St: 0 ↗ 3
- 504 E 64th St: 0 ↗ 2
- 1624 E 32nd St: 0 ↗ 2
- 1928 E 56th St: 0 ↗ 2
- E 44th St & E T St: 0 ↗ 2
- 8702 S Hosmer St: 0 ↗ 2
- 9314 S Ash St: 1 ↗ 2
- 2035 E 38th St: 0 ↗ 2

Top 5 Offense Locations - Compared to last year

- Street/Right Of Way: 16 ↗ 18
- Single Family Residence: 27 ↘ 14
- Apartment: 13 ↘ 10
- Parking Lot: 13 ↘ 5
- Private Vehicle: 3 ↔ 3



**MEETINGS FOR THE WEEK OF
APRIL 13, 2026 THROUGH APRIL 17, 2026**

TIME	MEETING	LOCATION
MONDAY, APRIL 13, 2026		
5:00 PM	Local Improvement District (L.I.D.) Hearings*	747 Market St., Municipal Bldg., Council Chambers Visit https://tacoma.gov/hearingexaminer
5:00 PM	Tacoma Arts Commission	747 Market St., Municipal Bldg., Conf. Rm. 248 Join Zoom Meeting at: https://zoom.us/j/99977551941 Telephonic: Dial 253-215-8782 Meeting ID: 999 7755 1941 Passcode: 148977
5:30 PM	Human Rights Commission Study Session	747 Market St., Municipal Bldg., Conf. Rm. 243 Join Zoom Meeting at: http://zoom.us/j/85915410975 Telephonic: Dial 253-215-8782 Meeting ID: 859 1541 0975 Passcode: 166967
6:00 PM	Community's Police Advisory Committee	747 Market St., Municipal Bldg., Conf. Rm. 220-A Join Zoom Meeting at: https://zoom.us/j/89777781982 Telephonic: Dial 253-215-8782 Meeting ID: 897 7778 1982 Passcode: 572221 Contact Ted Richardson at trichardson@tacoma.gov
6:30 PM	Human Rights Commission	747 Market St., Municipal Bldg., Conf. Rm. 243 Join Zoom Meeting at: http://zoom.us/j/85915410975 Telephonic: Dial 253-215-8782 Meeting ID: 859 1541 0975 Passcode: 166967
TUESDAY, APRIL 14, 2026		
9:00 AM	Hearing Examiner's Hearing*	747 Market St., Municipal Bldg., Council Chambers Visit https://tacoma.gov/hearingexaminer
10:00 AM	Economic Development Committee	747 Market St., Municipal Bldg., Conf. Rm. 248 Join Zoom Meeting at: https://zoom.us/j/88227539908 Telephonic: Dial 253-215-8782 Meeting ID: 882 2753 9908 Passcode: 614650
11:15 AM	Bid Opening**	3628 S. 35th St., Public Utilities Bldg., ABN-M1 Join Zoom Meeting at: https://zoom.us/j/88402680573 Telephonic: Dial 253-215-8782 Meeting ID: 884 0268 0573 Passcode: 070737 Visit www.tacomapurchasing.org
NOON	City Council Study Session	747 Market St., Municipal Bldg., Council Chambers Join Zoom Meeting at: https://zoom.us/j/89496171192 Telephonic: Dial 253-215-8782 Meeting ID: 894 9617 1192 Passcode: 896569 Contact Rosheida Myers at 253-591-591-5134
5:00 PM	City Council Meeting	747 Market St., Municipal Bldg., Council Chambers Join Zoom Meeting at: https://zoom.us/j/84834233126 Telephonic: Dial 253-215-8782 Meeting ID: 848 3423 3126 Passcode: 349099 Contact City Clerk's Office at 253-591-5505

WEDNESDAY, APRIL 15, 2026

9:00 AM	Hearing Examiner's Hearing*	747 Market St., Municipal Bldg., Council Chambers Visit https://tacoma.gov/hearingexaminer
9:00 AM	Unfit Building Hearings****	747 Market St., Municipal Bldg., Council Chambers Contact Code Compliance at 253-591-5049
2:00 PM	Tacoma Permit Advisory Group	747 Market St., Municipal Bldg., Conf. Rm. 243 Join Zoom Meeting at: https://zoom.us/j/83142338104 Telephonic: Dial 253-215-8782 Meeting ID: 831 4233 8104 Passcode: 193952
4:00 PM	City Events and Recognitions Committee	1500 Commerce St., Great Tacoma Convention and Trade Ctr Board Rm. North Join Zoom Meeting at: https://zoom.us/j/83862217228 Telephonic: Dial 253-215-8782 Meeting ID: 838 6221 7228
5:00 PM	Planning Commission – Canceled	
5:30 PM	Tacoma Public Library Board of Trustees	Main Branch, 1102 Tacoma Avenue South Visit https://tacomalibrary.org/board-of-trustees/
5:30 PM	Transportation Commission	747 Market St., Municipal Bldg., Conf. Rm. 243 Join Zoom Meeting at: https://zoom.us/j/82666348811 Telephonic: Dial 253-215-8782 Meeting ID: 826 6634 8811

THURSDAY, APRIL 16, 2026

8:30 AM	Greater Tacoma Regional Convention Center Public Facilities District Board of Directors	1500 Commerce St., Greater Tacoma Convention and Trade Ctr Board Rm. North Join Zoom Meeting at: https://zoom.us/j/88938462680 Telephonic: Dial 253-215-8782 Meeting ID: 889 3876 2680 Passcode: 899092 Contact Donlisa Scott at 253-573-2557
9:00 AM	Hearing Examiner's Hearing*	747 Market St., Municipal Bldg., Council Chambers Visit https://tacoma.gov/hearingexaminer
5:00 PM	Climate and Sustainability Commission	747 Market St., Municipal Bldg., Conf. Rm. 248 Join Zoom Meeting at: https://zoom.us/j/96320674154 Telephonic: Dial 253-215-8782 Meeting ID: 963 2067 4154 Passcode: 638370 Contact Kristin Lynett at 253-591-5571
5:30 PM	Urban Design Board	747 Market St., Municipal Bldg., Conf. Rm. 243 Join Zoom Meeting at: https://zoom.us/j/82923259724 Telephonic: Dial 253-215-8782 Meeting ID: 829 2325 9724 Contact Carl Metz at 253-290-3946

FRIDAY, APRIL 17, 2026

NO MEETINGS SCHEDULED



Meeting sites are accessible to people with disabilities. People with disabilities requiring special accommodations should contact the appropriate department(s) 48 hours prior to the meeting time.

* Hearing Examiner's Hearings and Local Improvement District Meetings meet on an as-needed basis. Contact the Hearing Examiner's Office at 253-591-5195 to confirm whether a meeting will be held this week. Hearings may be held at various times throughout the day.

** Bid Opening will be held on an as-needed basis. Contact the Finance Procurement and Payables Office at 253-502-8468 or www.tacomapurchasing.org to confirm whether Bid Opening will be held.

**** Hearings may be held at various times throughout the day.



Tacoma City Council Constituent Intake Website Data Report: April 2026

Total Request Submissions

468

Total Submissions

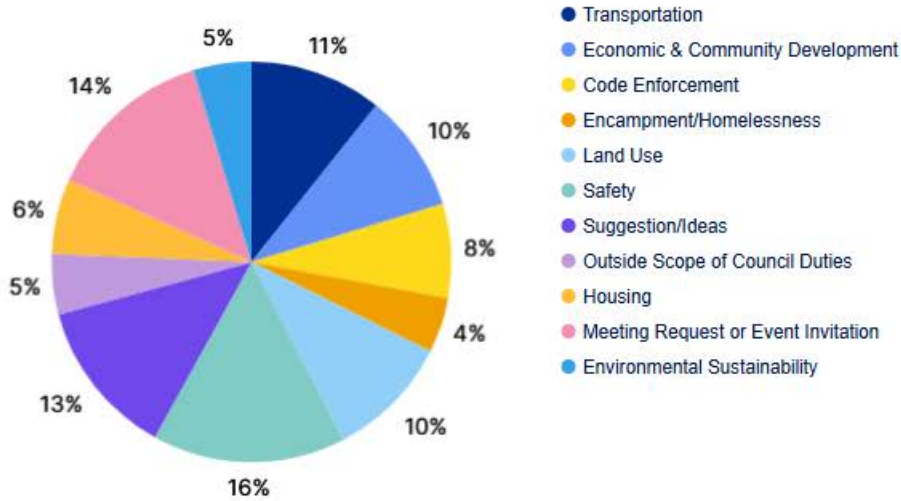
Request Submissions

384

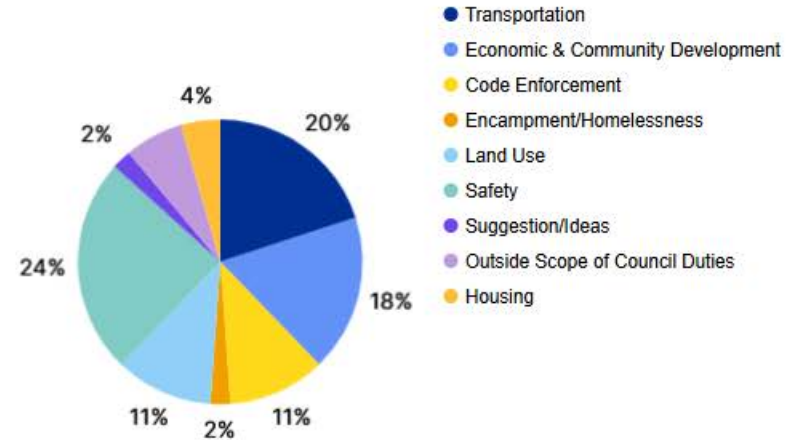
+1 or more council members included

Topic Codes

Summary

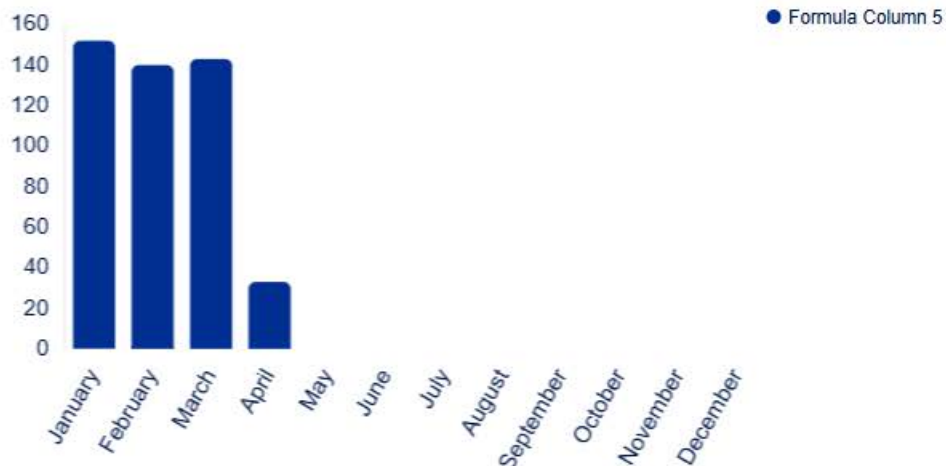


Last 14 Days



Submission Summary

Submissions by Month



Submissions by Council District



Date	Meeting	Subject	Department	Background
April 14, 2026	Study Session (Hybrid Council Chambers / Dial-in 12:00 p.m.)	Connect Tacoma: Safe Streets & Sidewalks Levy	Public Works - Kurtis Kingsolver	Staff will brief the City Council on the Connect Tacoma: Safe Streets and Sidewalks Levy, a 10-year program, and to share findings from community engagement, including the work of the Community Levy Committee. Staff are seeking Council feedback and direction on levy priorities, funding categories, and long-term planning considerations.
	City Council Meeting (hybrid Council Chambers /dial-in 5:00 PM)	Executive Session - Performance of a Public Employee		
April 21, 2026	Study Session (Hybrid Council Chambers / Dial-in 12:00 p.m.)	2026 FIFA World Cup Fan Zone	Tacoma Venues and Events - Adam Cook	Staff will provide an informational briefing about the 2026 FIFA World Cup and the Puyallup Tribe Fan Zone, in partnership with Pierce County and City of Tacoma
		Community Forum Discussion	Mayor Ibsen	
		Animal Control Code Change	CM Hines	
		Executive Session - Performance of a Public Employee		
		Closed Session - Labor Strategy		
	City Council Meeting (hybrid Council Chambers /dial-in 5:00 PM)			
April 28, 2026	Study Session (Hybrid Council Chambers / Dial-in 12:00 p.m.)	Legislative Update	Government Relations Office - Alex MacBain	Staff will provide an update to the City Council on the 2026 Legislative Session, as well as focusing on the Council priorities and legislative actions that will have major impacts for the City.
		Home in Tacoma- One Year Implementation Update	Planning and Development Services - Brian Boudet	Staff will provide a comprehensive update to the City Council on the implementation of Home in Tacoma. This will incorporate an overview of the first year of permitting and development activity since the launch in February 2025, including the types of development we are seeing and where are seeing it. Additionally, staff have been actively collecting feedback and input from numerous sources, including developers, community members and permitting staff, on the implementation, what seems to be working, and what challenges folks are running into. For items that would require policy or code changes, staff will be seeking guidance from the Council on if and when such modifications should be considered.
	City Council Meeting (hybrid Council Chambers /dial-in 5:00 PM)			

Community Vitality and Safety Committee			
Members (Chair) CM Rumbaugh, (Vice Chair) CM Scott; CM Palmer, and CM Walker; Alternate: CM Diaz Staff Executive Liaison: Toni Esparza Coordinator: Arsenio Roddy-Little		Meetings 2nd and 4th Thursdays 4:30pm Zoom and TMB 243	CBC Assignments <ul style="list-style-type: none"> • Commission on Disabilities • Commission on Immigrant & Refugee Affairs • Community Redevelopment Authority • Community's Police Advisory Committee • Housing Authority • Human Rights Commission • Human Services Commission • Public Library Board
Date	Topic	Presenter(s)	Description
April 9	CANCELLED		
April 23	Crystal Judson Family Justice Center	Nadia Van Atter, Crystal Judson Family Justice Center, Interim Director	This presentation is on domestic violence services available at Crystal Judson Family Justice Center.
	Therapeutic Court/ Community Court	Judge Sonntag	This presentation is on therapeutic services at Tacoma Municipal Court - Therapeutic Court and Community Court.
	Commission on Immigrant and Refugee Affairs Interviews	Nicole Emery, City Clerk	The Committee will conduct interviews to fill seats on the Commission.
May 14	International Property Maintenance Code (IPMC) follow up	Mindee Weber, Planning and Development Services	Planning and Development Services will return to the Community Vitality and Safety Committee to continue discussion of the City's property maintenance enforcement modernization project, including technology improvements and potential updates to the enforcement framework. Staff will seek policy direction on enforcement posture, including compliance timelines, penalty structure, and escalation for repeat violations.

Economic Development Committee

Economic Development Committee			
Members (Chair) CM Diaz, (Vice Chair) DM Bushnell, CM Palmer, and CM Scott; Alternate: CM Rumbaugh Staff Executive Liaison: Tanja Carter; Coordinator: Anna Le		Meetings 2nd, 4th, and 5th Tuesdays 10:00am Zoom and TMB 243	CBC Assignments • Arts Commission • City Events and Recognition Committee • Equity in Contracting Advisory Committee • Convention Center Public Facilities District • Tacoma Creates Advisory Board
Date	Topic	Presenter(s)	Description
April 14	2026 Workforce Development Priorities, Impact, and Labor Market Analysis	Katie Condit, CEO; Josh Stovall, Director of Research and Data; Samuel Bradshaw, Senior Director of Business Solutions; Teresa Delicino, Senior Director of Sector Strategies, WorkForce Central	WorkForce Central will provide labor market analysis on the latest workforce trends for the City of Tacoma, and related priorities and strategies our local workforce system is delivering to respond and be proactive in this current economy. We will brief the committee on our role as the workforce development arm for City of Tacoma and Pierce County, and we will illuminate ways we partner with City of Tacoma, Pierce County, EDB, local education and training institutions, and Chambers to ensure a focus on good jobs, supports for local businesses, and pathways to self-sufficiency in Tacoma.
	Enhancing Tacoma's Film Industry	Councilmember Jamika Scott	Council Member Jamika Scott will discuss her proposals to enhance the local film industry.
April 28	World Trade Center Annual Update	Michael Fowler, Executive Director, World Trade Center Tacoma	An informational presentation by the Executive Director of the Tacoma World Trade Center on the history, activities, and programs of the agency.
	Arts and Cultural Vitality Strategic Plan Refresh	Rebecca Solverson, Division Manager, Community and Economic Development	Staff will give a status update on the Arts & Cultural Vitality Strategic Plan Refresh, which is currently in progress.
	Uwajimaya Returns to Tacoma	Debbie Bingham, Business and Economic Development Program Manager, Community and Economic Development	Uwajimaya has announced a new location in Tacoma which will mark their return to the City where their successful grocery/retail business began before WWII.

Government Performance and Finance Committee

Members (Chair) CM Hines, (Vice Chair) DM Bushnell, CM Sadalge, and CM Rumbaugh; Alternate: CM Walker Staff Executive Liaison: Andy Cherullo; Coordinator: Chantra Real		Meetings 1st and 3rd Tuesdays 10:00am Zoom and TMB 243	CBC Assignments • Audit Advisory Board • Board of Ethics • Civil Service Board • Public Utility Board
Date	Topic	Presenter(s)	Description
April 21	Tacoma Employees Retirement System (TERS) Update	Catherine Marx, Executive Director, TERS	Staff from TERS will provide a briefing on the retirement system.
	Connect Tacoma Package - Review For and Against Committee Letters	Nicole Emery, City Clerk	
	State Accountability Audit - 2024 Exit Conference		
May 5	Civil Service Board	Chair Hansen	An informational briefing
May 19	Public Utility Board (PUB) Interviews	Nicole Emery, City Clerk	Interviews to fill vacancies on the Public Utility Board.
	Small Works Roster (SWR) & Job Order Contracting (JOC)	Tad Carlson, Financial Services Manager	

Infrastructure, Planning, and Sustainability Committee

Members (Chair) CM Walker, (Vice Chair) CM Sadalge, CM Diaz, and CM Hines; Alternate: DM Bushnell Staff Executive Liaison: Ramiro Chavez; Coordinator: Anna Le		Meetings 2nd and 4th Wednesdays 4:30pm Zoom and TMB 243	CBC Assignments • Board of Building Appeals • Climate and Sustainability Commission • Landmarks Preservation Commission • Planning Commission • Transportation Commission • Urban Design Board
Date	Topic	Presenter(s)	Description
April 8	Cancelled	--	--
April 22	Six-Year Comprehensive Transportation Improvement Program Recommendation	Jennifer Kammerzell, Transportation Division Manager, Public Works	Public Works staff will present the draft Six-Year Comprehensive Transportation Improvement Program Amended 2025 and 2026-2032 (draft final). Staff will be recommending the draft program be forwarded to the full City Council for review and comment.
	Schuster Parkway Trail Project Update	Basel Kitmitto, Project Manager; Darius Thompson, Assistant Division Manager; Jack Niehuser, Division Manager, Public Works	Provide project update on the 10% design for the Schuster Parkway Trail project. The update will include details on trail alignment, section(s), urban & landscape design package, as well as project costs.
May 13	North Union Avenue Greenway Historic Place Nomination	Reuben McKnight, Historic Preservation Officer, Planning and Development Services	On March 11, 2026, the Landmarks Preservation Commission voted to recommend to City Council that the median along Union Avenue, between North 9th to North 30th Streets, approximately 18 blocks in length, be added to the Tacoma Register of Historic Places. Since this property is within the Public Right of Way, staff will present the Landmarks Preservation Commission's Findings and Recommendations prior to consideration by the City Council.
	2025-2026 Public Works Capital Improvement Program	Darius Thompson, Assistant Division Manager; Jack Niehuser, Division Manager, Public Works	Provide update of Public Works Capital Program, 2025 accomplishments and highlights, and 2026 notable projects.