



WEEKLY REPORT TO THE CITY COUNCIL

March 20, 2025

Members of the City Council
City of Tacoma, Washington

Dear Mayor and Council Members:

ACTION REQUIRED

1. This is a reminder to complete your Financial Affairs Disclosure (F-1) Statement and Disclosure of Remote Interest form and provide confirmation to the City Clerk's Office, **by Tuesday, April 15, 2025. More information can be found at: [Who Files the Report | Washington State Public Disclosure Commission \(PDC\)](#).**

ITEMS OF INTEREST

2. City Manager's Office Constituent Relations Analyst Karyssa Mathison provides the attached **Constituent Intake Report**.
3. Public Works Director Ramiro Chavez provides the attached **February 2025 Vision Zero Report**.
4. **Shiloh Baptist Church Men's Shelter Standdown**: The single men's shelter (1211 South I Street), operated by Shiloh Baptist Church (Shiloh) and Valeo Vocation (Valeo), is **currently preparing to standdown**. Valeo will continue to work with the current residents on their stability and housing plans during this transition and into permanent housing or other temporary solutions by **March 31, 2025**. After this date, Shiloh will continue to focus on providing housing services with their New Life housing program. Since opening in September 2021, the shelter has served 317 individuals, with 21 of the clients have confirmed being connected to permanent housing.
On March 17, 2025, there were 17 residents at the site and 5 residents are currently working with case management. Neighborhood and Community Services has begun meeting with Shiloh and Valeo weekly to assess operational needs and will continue to support the shelter during this transition. **The City is committed to ensuring that every resident has the option to transition to the new location or has an alternative shelter location should they wish by or before March 31, 2025.**
5. **Encampment Outreach**: For the week of **March 10 - 14, 2025**, HEAL team visited **25 locations**. This resulted in **44 (13 new, and 31 repeat)** individuals contacted and referred to community services; **10 individuals** were placed in shelter. This information can be found at: [HEAL Team Engagement Dashboard | Tacoma Open Data](#).

6. Interim Tacoma Police Chief Patti Jackson provides the attached **Weekly Crime Report**.
7. Tacoma Public Utilities Executive Operations & Governance Manager Charleen Jacobs provides the attached **Tacoma Public Utilities March 26, 2025, Utility Board Study Session and Board meeting agendas**. Please note, the below item will be on the **City Council Agenda April 8, 2025**.
 - Resolution U-11519 – Authorize execution of an interlocal agreement for Tacoma Power with the Department of Commerce in the amount of \$339,500 for a pumped storage feasibility study at Mossyrock Dam.
8. Temporary and Emergency Shelter Performance: **The City posts weekly updates and information about its Temporary and Emergency Shelter locations including current census, number of available beds, and exits to housing**. Updates are reported weekly, and this information can be found at:
https://cityoftacoma.org/UserFiles/Servers/Server_6/File/NCS/weeklydataupdate.pdf.
9. Please see the attached City of Tacoma **Weekly Meeting Schedule**.

STUDY SESSION / WORK SESSION

10. **The City Council Study Session of Tuesday, March 25, 2025, will be conducted as a hybrid meeting**. This meeting can be attended in-person at the Tacoma Municipal Building, Council Chambers, located at 747 Market Street on the 1st floor or be heard by dialing (253) 215 – 8782 or through Zoom at: www.zoom.us/j/89496171192 and entering the meeting ID 894 9617 1192; passcode 89659 when prompted. This meeting will be broadcast on TV Tacoma and Facebook.

The discussion items will include: (1) **Center for Strategic Priorities Quarterly Update**; (2) **2025 Budget Calendar and Revenue Strategy**; (3) **University of Washington Tacoma Campus Master Plan**; (4) **Other Items of Interest**; (5) **Committee Reports**; (6) **Agenda Review and City Manager’s Weekly Report**; (7) **Closed Session Labor Strategy**.

On our first agenda item, staff from the **Center for Strategic Priorities will provide their quarterly update**.

On our second agenda item, staff from the Office of Management and Budget will provide an overview of the **2025 Budget Calendar and Revenue Strategy**.

On our third agenda item, staff from the University of Washington Tacoma Campus will provide Mayor and Council a presentation of their **Campus Master Plan**.

11. The updated **Tentative City Council Forecast and Consolidated Standing Committee Calendar** are attached for your information.

MARK YOUR CALENDARS

12. You are invited to the below events:

- **Proposition 1 is part of the Tacoma Streets Initiative II and, if approved by voters, would replace the expiring Proposition 3 rates, increasing the utility tax** (on natural gas, electric, and phone services) from 1.5 percent to 2 percent effective March 2026 and the property tax rate from \$0.20 to \$0.25 per \$1,000 of assessed value effective January 2026. **The proposed ballot measure, Proposition 1, will appear on the April 22, 2025, ballot. Community information sessions will be held in person at various locations:**
 - March 26, 2025, South Tacoma Library Branch, 3411 S 56th Street., 5:00 - 6:00 P.M.
 - March 26, 2025, Swasey Library Branch, 7001 6th Ave., 6:30 - 7:30 P.M.
 - April 2, 2025, Fern Hill Library Branch, 765 South 84th Street., 5:00 - 6:00 P.M.
 - April 3, 2025, Moore Library Branch, 215 South 56th Street., 4:30 - 5:30 P.M.

For more details on Streets Initiative II, please visit cityoftacoma.org/SI2

Sincerely,
Elizabeth Pauli



City Manager

EAP: ram



Tacoma City Council Constituent Intake Website Data Report: March 2025

Total Request
Submissions

252

Total Submissions

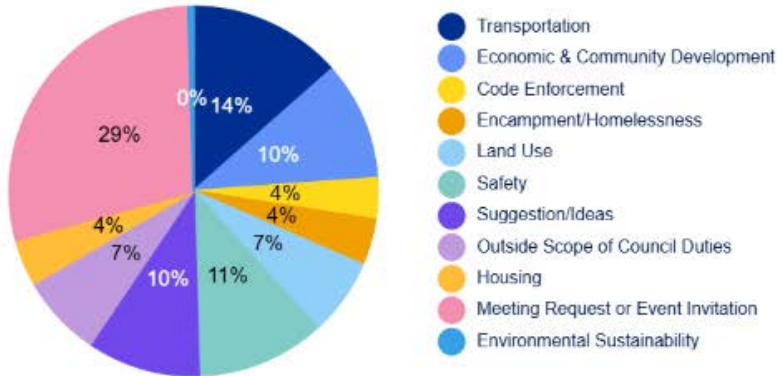
Request
Submissions

162

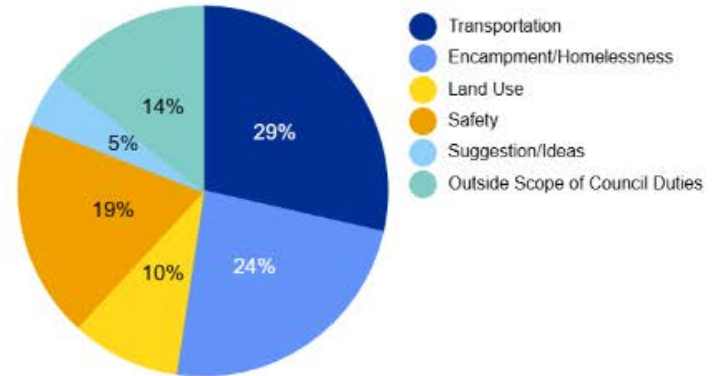
Inquiries that include
+1 Council Member

Topic Codes

Summary

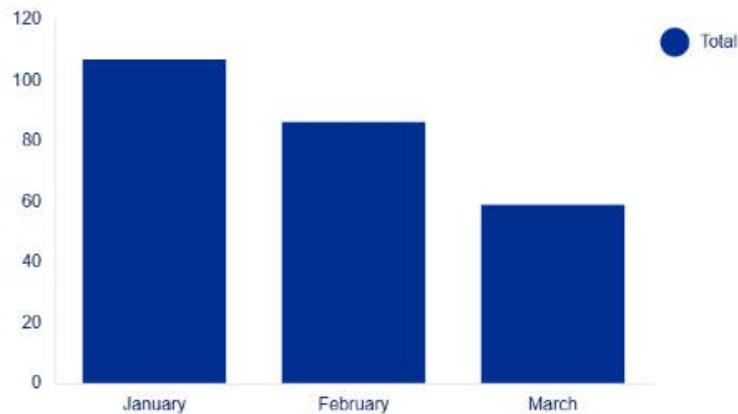


Last 14 Days

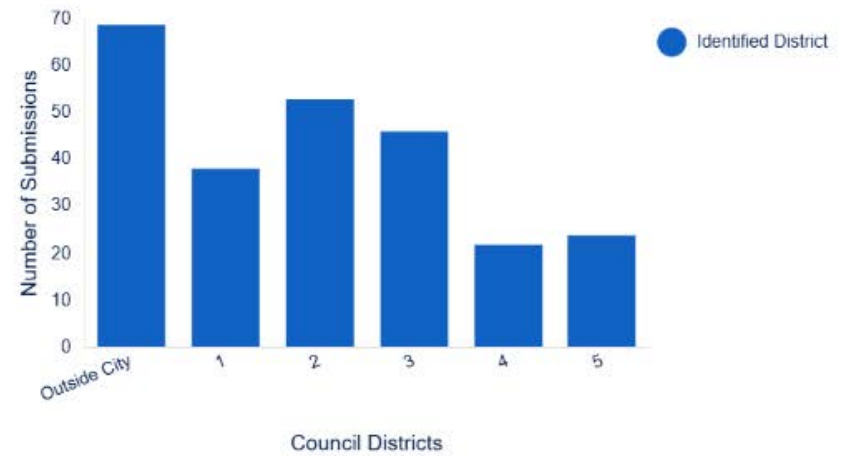


Submission Summary

Submissions by Month



Submissions by Council District



Contact: Karyssa Mathison, Constituent Relations Analyst
kmathison@cityoftacoma.org



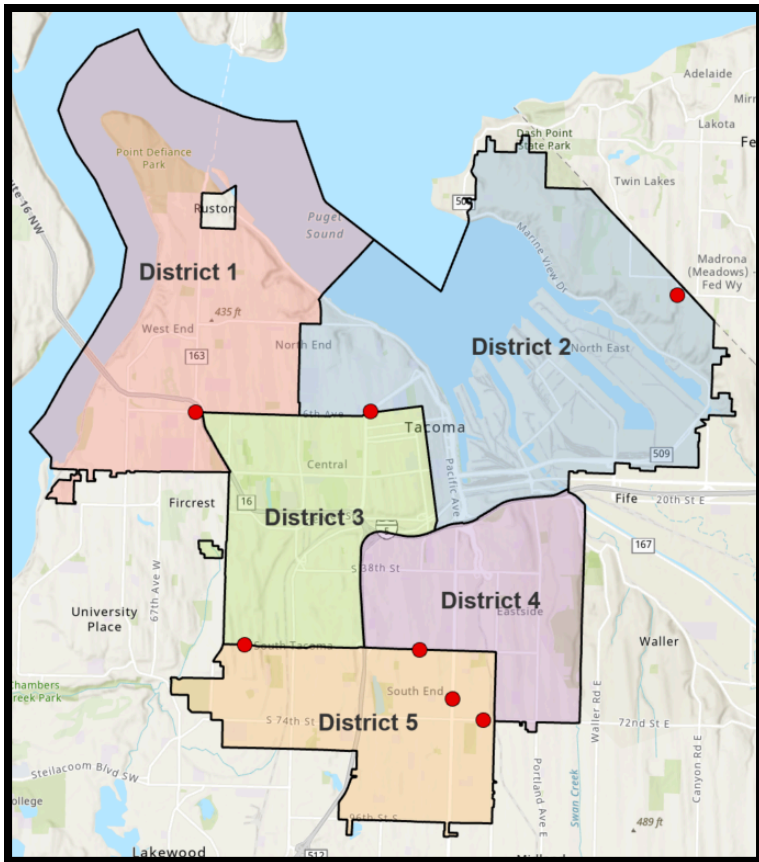


Vision Zero Monthly Crash Report

FEBRUARY 2025

THE DATA IS BASED UPON A TIME-SPECIFIC QUERY FROM THE WASHINGTON STATE PATROL - COLLISIONS ANALYSIS TOOL. THE DATA IS DYNAMIC AND IS SUBJECT TO CHANGE AND/OR REVISION.

February 2025 Fatal and Serious Injury Crashes by Council District



● Fatal or Serious Injury Crash

February Crash Summary

There were 250 total collisions in February:

- 9 collisions involved a pedestrian
- 1 collision involved a bicyclist
- 7 collisions resulted in a serious injury or fatality

To see the Vision Zero data dashboard or to learn more about Vision Zero, visit: cityoftacoma.org/visionzero

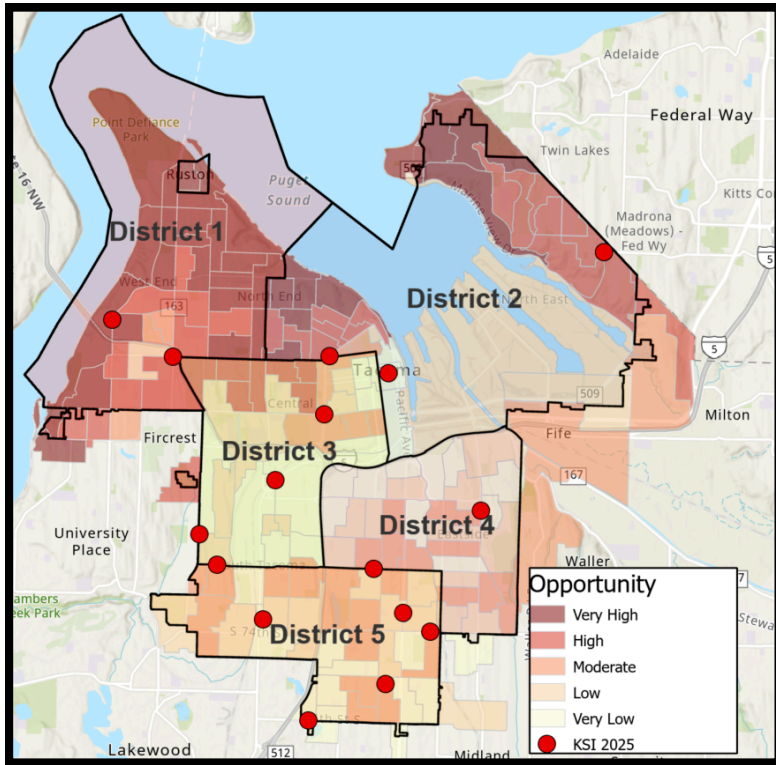
Primary Street	Secondary Street	Victim Age Range	Injury Level	Mode
Pacific Ave	68th St	61 - 65	Fatal	Pedestrian
6th Ave	Pearl St	31 - 35	Serious Injury	Pedestrian
S 56th St	S Thompson Ave	46 - 50	Serious Injury	Motorist
29th St NE	Norpoint Way NE	5 - 9	Serious Injury	Motorist
E 72nd St	E E St	36 - 40	Serious Injury	Pedestrian
S Grant Ave	6th Ave	41 - 45	Serious Injury	Motorist
S 56th St	S Cheyenne St	66 - 70	Serious Injury	Motorist



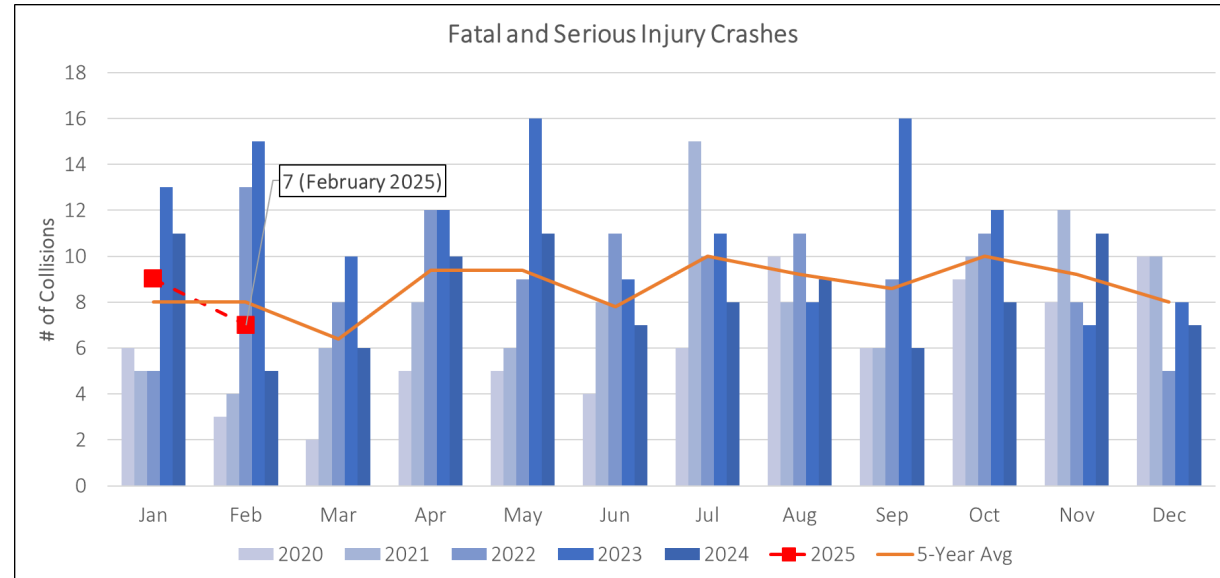
Vision Zero Cumulative and Trends

City of Tacoma's Goal
 Zero fatal and serious injury traffic crashes by 2035

2025 Year to Date Fatal and Serious Injury Crashes (Opportunity Index Overlay)



● Fatal or Serious Injury Crash



All Crashes (Annual Totals)				
	5-Year Avg		Last 12 Months	
Mode Type	Total	%	Total	%
Bicyclist	35	1%	37	1%
Motorist	3832	96%	3547	95%
Pedestrian	121	3%	150	4%

Fatal & Serious Injury Crashes (Annual Totals)				
	5-Year Avg		Last 12 Months	
Mode Type	Total	%	Total	%
Bicyclist	5	5%	3	3%
Motorist	77	74%	65	67%
Pedestrian	22	21%	29	30%

Above 5-Year Average
 Below 5-Year Average

Federal law 23 United States Code Section 407 governs use of the data in this report. Under this law, data maintained for purposes of evaluating potential highway safety enhancements "...shall not be subject to discovery or admitted into evidence in a federal or state court proceeding or considered for other purposes in any action for damages arising from any occurrence at a location mentioned or addressed in such reports, surveys, schedules, lists, or data." If you should attempt to use the information in this report in an action for damages against City, the State of Washington, or any other jurisdiction involved in the locations mentioned in the data, these entities expressly reserve the right, under Section 407, to object to the use of the data, including any opinions drawn from the data.



Citywide Weekly Briefing for 10 March 2025 to 16 March 2025

The data is not National Incident Based Reporting System (NIBRS) compliant. Do not compare the results with any report using that standard. The data is dynamic and is subject to change and/or revision. The number of distinct offenses listed on a report are counted. This does not represent reports or individuals. All data is compared to last year for the same number of days or date range. Small numbers may cause large percent increases and decreases. Beginning 1 October 2022, there was a change in how TPD reports certain Aggravated Assaults and Destruction offenses.

Offense Breakdown	7 Days		28 Days		Year to Date		7 Days	28 Days	YTD
	09-Mar-2024	10-Mar-2025	17-Feb-2024	17-Feb-2025	01-Jan-2024	01-Jan-2025			
	15-Mar-2024	16-Mar-2025	15-Mar-2024	16-Mar-2025	15-Mar-2024	16-Mar-2025			
Persons	74	81	313	304	814	773	9.5%▲	2.9%▼	5.0%▼
Assault	67	71	284	276	745	700	6.0%▲	2.8%▼	6.0%▼
Homicide (doesn't include Negligent/Justifiable)	0	0	1	2	4	5	0.0%	100.0%▲	25.0%▲
Kidnapping/Abduction	1	4	8	5	17	13	300.0%▲	37.5%▼	23.5%▼
Sex Offenses, Forcible	6	6	19	21	47	55	0.0%	10.5%▲	17.0%▲
Property	364	202	1525	977	4518	2815	44.5%▼	35.9%▼	37.7%▼
Arson	4	2	10	5	24	12	50.0%▼	50.0%▼	50.0%▼
Burglary/Breaking and Entering	20	25	97	82	310	233	25.0%▲	15.5%▼	24.8%▼
Counterfeiting/Forgery	2	1	6	5	18	10	50.0%▼	16.7%▼	44.4%▼
Destruction/Damage/Vandalism of Property	111	58	444	273	1285	758	47.7%▼	38.5%▼	41.0%▼
Fraud	8	3	39	41	123	107	62.5%▼	5.1%▲	13.0%▼
Larceny/Theft	147	76	596	409	1773	1234	48.3%▼	31.4%▼	30.4%▼
Motor Vehicle Theft	59	27	274	121	814	347	54.2%▼	55.8%▼	57.4%▼
Robbery	7	3	32	18	87	52	57.1%▼	43.8%▼	40.2%▼
Stolen Property	4	5	23	13	75	42	25.0%▲	43.5%▼	44.0%▼
Society	8	18	41	75	119	182	125.0%▲	82.9%▲	52.9%▲
Drug/Narcotic	3	13	23	57	66	132	333.3%▲	147.8%▲	100.0%▲
Pornography/Obscene Material	0	0	0	1	3	4	0.0%	NC	33.3%▲
Prostitution	0	0	0	0	0	1	0.0%	0.0%	NC
Weapon Law Violations	5	5	18	17	50	45	0.0%	5.6%▼	10.0%▼
Citywide Totals	446	301	1879	1356	5451	3770	32.5%▼	27.8%▼	30.8%▼

NC = Noncalculable

Last 7 Days

Notes:

- There were no Homicide offense(s) during the last 7 days.
- 67.6% (48/71) of the Assaults were coded Simple Assault.
- There were 47 DV-related offenses.
- 68.1% (32/47) of the DV-related offenses were Persons.
- 40.8% (29/71) of the Assaults were DV-related.
- DV-related Offenses: 46 ↗ 47
- There was 1 Gang-Related offense(s) during the last 7 days.
- Theft from Motor Vehicle: 52 ↘ 31

Top 5 Locations - Compared to last year

- 4502 S Steele St: 10 ↘ 8
- 3402 S 19th St: 3 ↗ 4
- 4013 Browns Point Blvd: 0 ↗ 3
- 7250 Pacific Ave: 0 ↗ 3
- 315 Martin Luther King Jr Way: 0 ↗ 3
- 415 St Helens Ave: 0 ↗ 3
- 1210 Tacoma Ave S: 1 ↗ 3
- There were 2 additional locations with 3.

Top 5 Offense Locations - Compared to last year

- Street/Right Of Way: 64 ↘ 60
- Single Family Residence: 76 ↘ 52
- Parking Lot: 79 ↘ 45
- Apartment: 57 ↘ 45
- Other Business: 19 ↘ 9



Sector 1 Weekly Briefing for 10 March 2025 to 16 March 2025

The data is not National Incident Based Reporting System (NIBRS) compliant. Do not compare the results with any report using that standard. The data is dynamic and is subject to change and/or revision. The number of distinct offenses listed on a report are counted. This does not represent reports or individuals. All data is compared to last year for the same number of days or date range. Small numbers may cause large percent increases and decreases. Beginning 1 October 2022, there was a change in how TPD reports certain Aggravated Assaults and Destruction offenses.

Offense Breakdown	7 Days		28 Days		Year to Date		7 Days	28 Days	YTD
	09-Mar-2024	10-Mar-2025	17-Feb-2024	17-Feb-2025	01-Jan-2024	01-Jan-2025			
	15-Mar-2024	16-Mar-2025	15-Mar-2024	16-Mar-2025	15-Mar-2024	16-Mar-2025			
Persons	14	25	76	75	191	201	78.6%▲	1.3%▼	5.2%▲
Assault	14	21	68	67	171	179	50.0%▲	1.5%▼	4.7%▲
Homicide (doesn't include Negligent/Justifiable)	0	0	1	2	1	4	0.0%	100.0%▲	300.0%▲
Kidnapping/Abduction	0	2	3	2	6	5	NC	33.3%▼	16.7%▼
Sex Offenses, Forcible	0	2	4	4	13	13	NC	0.0%	0.0%
Property	97	69	405	308	1241	835	28.9%▼	24.0%▼	32.7%▼
Arson	1	0	4	1	13	2	100.0%▼	75.0%▼	84.6%▼
Burglary/Breaking and Entering	7	4	26	18	89	60	42.9%▼	30.8%▼	32.6%▼
Counterfeiting/Forgery	0	0	0	0	0	0	0.0%	0.0%	0.0%
Destruction/Damage/Vandalism of Property	34	23	143	108	426	291	32.4%▼	24.5%▼	31.7%▼
Fraud	1	1	6	8	18	18	0.0%	33.3%▲	0.0%
Larceny/Theft	34	29	150	121	453	309	14.7%▼	19.3%▼	31.8%▼
Motor Vehicle Theft	19	12	66	45	218	123	36.8%▼	31.8%▼	43.6%▼
Robbery	0	0	4	3	12	13	0.0%	25.0%▼	8.3%▲
Stolen Property	0	0	4	3	9	14	0.0%	25.0%▼	55.6%▲
Society	2	2	17	10	27	31	0.0%	41.2%▼	14.8%▲
Drug/Narcotic	2	1	12	7	18	22	50.0%▼	41.7%▼	22.2%▲
Pornography/Obscene Material	0	0	0	0	0	0	0.0%	0.0%	0.0%
Prostitution	0	0	0	0	0	0	0.0%	0.0%	0.0%
Weapon Law Violations	0	1	5	3	9	9	NC	40.0%▼	0.0%
Sector Totals	113	96	498	393	1459	1067	15.0%▼	21.1%▼	26.9%▼

NC = Noncalculable

Last 7 Days

Notes:

- There were no Homicide offense(s) during the last 7 days.
- 81.0% (17/21) of the Assaults were coded Simple Assault.
- There were 12 DV-related offenses.
- 75.0% (9/12) of the DV-related offenses were Persons.
- 42.9% (9/21) of the Assaults were DV-related.
- DV-related Offenses: 6 ↗ 12
- There were no Gang-Related offense(s) during the last 7 days.
- Theft from Motor Vehicle: 19 ↘ 17

Top 5 Locations - Compared to last year

- 4013 Browns Point Blvd: 0 ↗ 3
- 1210 Tacoma Ave S: 1 ↗ 3
- 415 St Helens Ave: 0 ↗ 3
- 747 Market St: 1 ↗ 3
- 1631 E Portland Ave: 0 ↗ 2
- 1305 S G St: 0 ↗ 2
- 4901 Fairwood Blvd Ne: 0 ↗ 2
- There were 11 additional locations with 2.

Top 5 Offense Locations - Compared to last year

- Street/Right Of Way: 28 ↘ 23
- Apartment: 12 ↗ 19
- Parking Lot: 24 ↘ 13
- Sidewalk: 2 ↗ 6
- Single Family Residence: 7 ↘ 6



Sector 2 Weekly Briefing for 10 March 2025 to 16 March 2025

The data is not National Incident Based Reporting System (NIBRS) compliant. Do not compare the results with any report using that standard. The data is dynamic and is subject to change and/or revision. The number of distinct offenses listed on a report are counted. This does not represent reports or individuals. All data is compared to last year for the same number of days or date range. Small numbers may cause large percent increases and decreases. Beginning 1 October 2022, there was a change in how TPD reports certain Aggravated Assaults and Destruction offenses.

Offense Breakdown	7 Days		28 Days		Year to Date		7 Days	28 Days	YTD
	09-Mar-2024	10-Mar-2025	17-Feb-2024	17-Feb-2025	01-Jan-2024	01-Jan-2025			
	15-Mar-2024	16-Mar-2025	15-Mar-2024	16-Mar-2025	15-Mar-2024	16-Mar-2025			
Persons	16	23	74	86	198	190	43.8%▲	16.2%▲	4.0%▼
Assault	14	22	65	79	181	165	57.1%▲	21.5%▲	8.8%▼
Homicide <i>(doesn't include Negligent/Justifiable)</i>	0	0	0	0	0	1	0.0%	0.0%	NC
Kidnapping/Abduction	0	0	2	1	5	4	0.0%	50.0%▼	20.0%▼
Sex Offenses, Forcible	2	1	6	6	11	20	50.0%▼	0.0%	81.8%▲
Property	95	51	377	234	1214	690	46.3%▼	37.9%▼	43.2%▼
Arson	0	1	0	1	3	1	NC	NC	66.7%▼
Burglary/Breaking and Entering	2	11	20	23	72	59	450.0%▲	15.0%▲	18.1%▼
Counterfeiting/Forgery	1	0	3	0	10	2	100.0%▼	100.0%▼	80.0%▼
Destruction/Damage/Vandalism of Property	25	13	105	66	351	188	48.0%▼	37.1%▼	46.4%▼
Fraud	3	0	13	10	36	29	100.0%▼	23.1%▼	19.4%▼
Larceny/Theft	49	19	167	96	518	296	61.2%▼	42.5%▼	42.9%▼
Motor Vehicle Theft	12	5	62	29	194	92	58.3%▼	53.2%▼	52.6%▼
Robbery	2	0	6	3	19	12	100.0%▼	50.0%▼	36.8%▼
Stolen Property	1	1	1	3	10	5	0.0%	200.0%▲	50.0%▼
Society	0	2	2	5	14	14	NC	150.0%▲	0.0%
Drug/Narcotic	0	0	1	2	7	4	0.0%	100.0%▲	42.9%▼
Pornography/Obscene Material	0	0	0	0	0	1	0.0%	0.0%	NC
Prostitution	0	0	0	0	0	0	0.0%	0.0%	0.0%
Weapon Law Violations	0	2	1	3	7	9	NC	200.0%▲	28.6%▲
Sector Totals	111	76	453	325	1426	894	31.5%▼	28.3%▼	37.3%▼

NC = Noncalculable

Last 7 Days

Notes:

- There were no Homicide offense(s) during the last 7 days.
- 68.2% (15/22) of the Assaults were coded Simple Assault.
- There were 9 DV-related offenses.
- 66.7% (6/9) of the DV-related offenses were Persons.
- 27.3% (6/22) of the Assaults were DV-related.
- DV-related Offenses: 9 ↔ 9
- There were no Gang-Related offense(s) during the last 7 days.
- Theft from Motor Vehicle: 13 ↘ 7

Top 5 Locations - Compared to last year

- 3402 S 19th St: 3 ↗ 4
- 315 Martin Luther King Jr Way: 0 ↗ 3
- 3525 N Shirley St: 0 ↗ 2
- 902 Division Ave: 0 ↗ 2
- 2309 N 28th St: 0 ↗ 2
- 2315 6th Ave: 0 ↗ 2
- 2665 N Pearl St: 0 ↗ 2
- There were 8 additional locations with 2.

Top 5 Offense Locations - Compared to last year

- Single Family Residence: 22 ↘ 20
- Parking Lot: 17 ↘ 16
- Street/Right Of Way: 10 ↗ 12
- Apartment: 21 ↘ 5
- Medical/Dental/Hospital: 1 ↗ 3



Sector 3 Weekly Briefing for 10 March 2025 to 16 March 2025

The data is not National Incident Based Reporting System (NIBRS) compliant. Do not compare the results with any report using that standard. The data is dynamic and is subject to change and/or revision. The number of distinct offenses listed on a report are counted. This does not represent reports or individuals. All data is compared to last year for the same number of days or date range. Small numbers may cause large percent increases and decreases. Beginning 1 October 2022, there was a change in how TPD reports certain Aggravated Assaults and Destruction offenses.

Offense Breakdown	7 Days		28 Days		Year to Date		7 Days	28 Days	YTD
	09-Mar-2024	10-Mar-2025	17-Feb-2024	17-Feb-2025	01-Jan-2024	01-Jan-2025			
	15-Mar-2024	16-Mar-2025	15-Mar-2024	16-Mar-2025	15-Mar-2024	16-Mar-2025			
Persons	23	16	82	60	206	168	30.4% ▼	26.8% ▼	18.4% ▼
Assault	23	14	80	54	193	158	39.1% ▼	32.5% ▼	18.1% ▼
Homicide (doesn't include Negligent/Justifiable)	0	0	0	0	1	0	0.0%	0.0%	100.0% ▼
Kidnapping/Abduction	0	1	1	1	3	3	NC	0.0%	0.0%
Sex Offenses, Forcible	0	1	1	5	9	7	NC	400.0% ▲	22.2% ▼
Property	86	36	402	223	1098	719	58.1% ▼	44.5% ▼	34.5% ▼
Arson	0	0	2	0	3	4	0.0%	100.0% ▼	33.3% ▲
Burglary/Breaking and Entering	9	5	32	19	75	58	44.4% ▼	40.6% ▼	22.7% ▼
Counterfeiting/Forgery	1	0	1	2	4	3	100.0% ▼	100.0% ▲	25.0% ▼
Destruction/Damage/Vandalism of Property	25	11	102	51	262	157	56.0% ▼	50.0% ▼	40.1% ▼
Fraud	2	1	12	11	38	29	50.0% ▼	8.3% ▼	23.7% ▼
Larceny/Theft	35	13	158	107	451	378	62.9% ▼	32.3% ▼	16.2% ▼
Motor Vehicle Theft	11	2	79	22	216	69	81.8% ▼	72.2% ▼	68.1% ▼
Robbery	2	3	8	7	19	9	50.0% ▲	12.5% ▼	52.6% ▼
Stolen Property	1	0	7	1	27	9	100.0% ▼	85.7% ▼	66.7% ▼
Society	3	7	6	21	38	55	133.3% ▲	250.0% ▲	44.7% ▲
Drug/Narcotic	1	6	3	17	20	43	500.0% ▲	466.7% ▲	115.0% ▲
Pornography/Obscene Material	0	0	0	1	2	3	0.0%	NC	50.0% ▲
Prostitution	0	0	0	0	0	1	0.0%	0.0%	NC
Weapon Law Violations	2	1	3	3	16	8	50.0% ▼	0.0%	50.0% ▼
Sector Totals	112	59	490	304	1342	942	47.3% ▼	38.0% ▼	29.8% ▼

NC = Noncalculable

Last 7 Days

<p>Notes:</p> <ul style="list-style-type: none"> There were no Homicide offense(s) during the last 7 days. 57.1% (8/14) of the Assaults were coded Simple Assault. There were 14 DV-related offenses. 64.3% (9/14) of the DV-related offenses were Persons. 57.1% (8/14) of the Assaults were DV-related. DV-related Offenses: 15 ↘ 14 There were no Gang-Related offense(s) during the last 7 days. Theft from Motor Vehicle: 14 ↘ 2 	<p>Top 5 Locations - Compared to last year</p> <ul style="list-style-type: none"> 4502 S Steele St: 10 ↘ 8 4275 S Pine St: 1 ↗ 3 2219 S 74th St: 0 ↗ 2 1913 S 72nd St: 1 ↗ 2 1995 S 72nd St: 0 ↗ 2 2201 South Tacoma Way: 0 ↗ 2 3420 S Proctor St: 0 ↗ 2 There were 2 additional locations with 2. 	<p>Top 5 Offense Locations - Compared to last year</p> <ul style="list-style-type: none"> Apartment: 18 ↘ 11 Single Family Residence: 12 ↘ 10 Parking Lot: 28 ↘ 8 Street/Right Of Way: 7 ↘ 5 Department Store: 5 ↔ 5
--	---	--



Sector 4 Weekly Briefing for 10 March 2025 to 16 March 2025

The data is not National Incident Based Reporting System (NIBRS) compliant. Do not compare the results with any report using that standard. The data is dynamic and is subject to change and/or revision. The number of distinct offenses listed on a report are counted. This does not represent reports or individuals. All data is compared to last year for the same number of days or date range. Small numbers may cause large percent increases and decreases. Beginning 1 October 2022, there was a change in how TPD reports certain Aggravated Assaults and Destruction offenses.

Offense Breakdown	7 Days		28 Days		Year to Date		7 Days	28 Days	YTD
	09-Mar-2024	10-Mar-2025	17-Feb-2024	17-Feb-2025	01-Jan-2024	01-Jan-2025			
	15-Mar-2024	16-Mar-2025	15-Mar-2024	16-Mar-2025	15-Mar-2024	16-Mar-2025			
Persons	21	17	81	83	219	214	19.0% ▼	2.5% ▲	2.3% ▼
Assault	16	14	71	76	200	198	12.5% ▼	7.0% ▲	1.0% ▼
Homicide (doesn't include Negligent/Justifiable)	0	0	0	0	2	0	0.0%	0.0%	100.0% ▼
Kidnapping/Abduction	1	1	2	1	3	1	0.0%	50.0% ▼	66.7% ▼
Sex Offenses, Forcible	4	2	8	6	14	15	50.0% ▼	25.0% ▼	7.1% ▲
Property	86	46	341	212	965	571	46.5% ▼	37.8% ▼	40.8% ▼
Arson	3	1	4	3	5	5	66.7% ▼	25.0% ▼	0.0%
Burglary/Breaking and Entering	2	5	19	22	74	56	150.0% ▲	15.8% ▲	24.3% ▼
Counterfeiting/Forgery	0	1	2	3	4	5	NC	50.0% ▲	25.0% ▲
Destruction/Damage/Vandalism of Property	27	11	94	48	246	122	59.3% ▼	48.9% ▼	50.4% ▼
Fraud	2	1	8	12	31	31	50.0% ▼	50.0% ▲	0.0%
Larceny/Theft	29	15	121	85	351	251	48.3% ▼	29.8% ▼	28.5% ▼
Motor Vehicle Theft	17	8	67	25	186	63	52.9% ▼	62.7% ▼	66.1% ▼
Robbery	3	0	14	5	37	18	100.0% ▼	64.3% ▼	51.4% ▼
Stolen Property	2	4	11	6	29	14	100.0% ▲	45.5% ▼	51.7% ▼
Society	3	7	16	39	40	82	133.3% ▲	143.8% ▲	105.0% ▲
Drug/Narcotic	0	6	7	31	21	63	NC	342.9% ▲	200.0% ▲
Pornography/Obscene Material	0	0	0	0	1	0	0.0%	0.0%	100.0% ▼
Prostitution	0	0	0	0	0	0	0.0%	0.0%	0.0%
Weapon Law Violations	3	1	9	8	18	19	66.7% ▼	11.1% ▼	5.6% ▲
Sector Totals	110	70	438	334	1224	867	36.4% ▼	23.7% ▼	29.2% ▼

NC = Noncalculable

Last 7 Days

<p>Notes:</p> <ul style="list-style-type: none"> There were no Homicide offense(s) during the last 7 days. 57.1% (8/14) of the Assaults were coded Simple Assault. There were 12 DV-related offenses. 66.7% (8/12) of the DV-related offenses were Persons. 42.9% (6/14) of the Assaults were DV-related. DV-related Offenses: 16 ↘ 12 There was 1 Gang-Related offense(s) during the last 7 days. Theft from Motor Vehicle: 6 ↘ 5 	<p>Top 5 Locations - Compared to last year</p> <ul style="list-style-type: none"> 7250 Pacific Ave: 0 ↗ 3 1635 E 35th St: 0 ↗ 2 3840 Pacific Ave: 0 ↗ 2 1017 E 59th St: 0 ↗ 2 8445 Pacific Ave: 0 ↗ 2 3113 E D St: 0 ↗ 2 8800 Pacific Ave: 0 ↗ 2 There were 6 additional locations with 2. 	<p>Top 5 Offense Locations - Compared to last year</p> <ul style="list-style-type: none"> Street/Right Of Way: 19 ↗ 20 Single Family Residence: 35 ↘ 16 Apartment: 6 ↗ 10 Parking Lot: 10 ↘ 8 Other Business: 2 ↗ 3
---	---	---



MEETINGS FOR THE WEEK OF MARCH 24, 2025 THROUGH MARCH 28, 2025

TIME	MEETING	LOCATION
MONDAY, MARCH 24, 2025		
5:00 PM	Local Improvement District (LID) Hearings*	747 Market St., Municipal Bldg., Council Chambers Visit www.cityoftacoma.org/hearingexaminer
5:30 PM	Bicycle and Pedestrian Technical Advisory Group	747 Market St., Municipal Bldg., Conf. Rm. 248 Join Zoom Meeting at: https://zoom.us/j/99545896138 Telephonic: Dial 253-215-8782 Meeting ID: 995 4589 6138 Passcode: 762319
5:30 PM	Commission on Immigrant and Refugee Affairs	747 Market St., Municipal Bldg., Conf. Rm. 243 Join Zoom Meeting at: https://zoom.us/j/89513783298 Telephonic: Dial 253-215-8782 Meeting ID: 895 1378 3298 Passcode: 288952 Contact Vicky McLaurin at HRCandCIRA@cityoftacoma.org
TUESDAY, MARCH 25, 2025		
9:00 AM	Hearing Examiner's Hearing*	747 Market St., Municipal Bldg., Council Chambers Visit www.cityoftacoma.org/hearingexaminer
10:00 AM	Economic Development Committee	747 Market St., Municipal Bldg., Conf. Rm. 248 Join Zoom Meeting at: https://zoom.us/j/88227539908 Telephonic: Dial 253-215-8782 Meeting ID: 882 2753 9908 Passcode: 614650
11:15 AM	Bid Opening**	3628 S. 35th St., Public Utilities Bldg., ABN-M1 Join Zoom Meeting at: https://zoom.us/j/88402380573 Telephonic: Dial 253-215-8782 Meeting ID: 884 0268 0573 Passcode: 070737 Visit www.tacomapurchasing.org
NOON	City Council Study Session	747 Market St., Municipal Bldg., Council Chambers Join Zoom Meeting at: https://zoom.us/j/89496171192 Telephonic: Dial 253-215-8782 Meeting ID: 894 9617 1192 Passcode: 896569
5:00 PM	City Council Meeting	747 Market St., Municipal Bldg., Council Chambers Join Zoom Meeting at: https://zoom.us/j/8483423126 Telephonic: Dial 253-215-8782 Meeting ID: 848 3423 3126 Passcode: 349099
WEDNESDAY, MARCH 26, 2025		
3:00 PM	Public Utility Board Study Session	3628 S. 35th St., Public Utilities Bldg., Conf. Rm. Lt1 Join Zoom Meeting at: https://zoom.us/j/81336402669 Telephonic: Dial 253-215-8782 Meeting ID: 813 3640 2669
4:30 PM	Infrastructure, Planning, and Sustainability Committee	747 Market St., Municipal Bldg., Conf. Rm. 248 Join Zoom Meeting at: https://zoom.us/j/87829056704 Telephonic: Dial 253-215-8782 Meeting ID: 878 2905 6704 Passcode: 614650
5:30 PM	Landmarks Preservation Commission	747 Market St., Municipal Bldg., Conf. Rm. 243 Join Zoom Meeting at: https://zoom.us/j/89120046605 Telephonic: Dial 253-215-8782 Meeting ID: 891 2004 6605

6:30 PM Public Utility Board Meeting

3628 S. 35th St., Public Utilities Bldg., Auditorium
Join Zoom Meeting at: <https://zoom.us/j/84626080846>
Telephonic: Dial 253-215-8782
Meeting ID: 846 2608 0846

THURSDAY, MARCH 27, 2025

7:30 AM Tacoma Community Redevelopment Authority
Board – **CANCELLED**

9:00 AM Hearing Examiner’s Hearing*

747 Market St., Municipal Bldg., Council Chambers
Visit www.cityoftacoma.org/hearingexaminer

4:30 PM Community Vitality and Safety Committee

747 Market St., Municipal Bldg., Conf. Rm. 248
Join Zoom Meeting at: <https://zoom.us/j/85961604917>
Telephonic: Dial 253-215-8782
Meeting ID: 859 6160 4917 Passcode: 614650

5:00 PM Land Use Public Meeting***

747 Market St., Municipal Bldg., Council Chambers
Contact Shirley Schultz at Sschultz@cityoftacoma.org

FRIDAY, MARCH 28, 2025

NO MEETINGS SCHEDULED



Meeting sites are accessible to people with disabilities. People with disabilities requiring special accommodations should contact the appropriate department(s) 48 hours prior to the meeting time.

* Hearing Examiner’s Hearings and Local Improvement District Meetings meet on an as-needed basis. Contact the Hearing Examiner’s Office at 253-591-5195 to confirm whether a meeting will be held this week. Hearings may be held at various times throughout the day.

** Bid Opening will be held on an as-needed basis. Contact the Finance Procurement and Payables Office at 253-502-8468 or www.tacomapurchasing.org to confirm whether Bid Opening will be held.

*** Land Use Public Meetings meet on an as-needed basis. Contact Division Manager, Shirley Schultz at 253-345-0879 to confirm whether a meeting will be held this week.



**City of Tacoma
Public Utility Board Meeting**

**March 26, 2025; 6:30 p.m.
Tacoma Public Utilities – Ground Floor Auditorium
3628 S 35th Street, Tacoma WA 98409**

**Join remotely: <https://us06web.zoom.us/j/84626080846>
or by dialing 253-215-8782 and entering meeting ID: 846 2608 0846**

Call to Order

Roll Call

- A. Approve Minutes of Previous Meetings**
- B. Comments by the Public**
- C. Regular Agenda**

Departmental

- C-1 Resolution U-11517 - A resolution to award certain contracts and approve certain purchases:
1. Award contract to Baron USA, LLC, for the purchase of a new heavy-duty transformer oil purifier and transformer dry out trailer unit (\$716,942, plus applicable taxes) [Don Ashmore, Utilities Fleet Manager];
 2. Award contract to Tapani, Inc., for planning, validation, a basis of design report, and schematic design of a pump station, large diameter inline valves, standpipe modifications, and associated improvements (\$1,185,839, plus a five percent contingency for a projected contract amount of \$1,245,131, plus applicable taxes. Additional amendments to this contract are anticipated to complete work, including the remainder of the design, early work procurements, and construction of the facility) [Alicia Flatt, Principal Engineer];
 3. Increase contract with Absher Construction, Co. for continued work on design of new warehouse/shops facility stemming from the all-hazards vulnerability assessment (\$797,963, plus a ten percent contingency. Cumulative contract total \$1,708,119, plus applicable taxes. Additional amendments to this contract are anticipated to complete the work, including the completion of design, early-work procurements, and construction of the facility) [Carol Powers, Principal Engineer].
- C-2 Resolution U-11518 – A resolution mirroring City Council Resolution 25-0193 directing the Director of Utilities to implement a policy on where and when commemorative flags are to be flown at TPU facilities [Engel Lee, Chief Deputy City Attorney].

Tacoma Power

C-3 Resolution U-11519 – Authorize execution of an interlocal agreement for Tacoma Power with the Department of Commerce in the amount of \$339,500 for a pumped storage feasibility study at Mossyrock Dam [Aimee Higby, Power Energy Portfolio Analyst].

D. Reports of the Director

- Tacoma Water Integrated Resource Plan

E. Adjournment

The Public Utility Board may enter a closed or executive session at any time during an open public meeting as provided by law.



The City of Tacoma does not discriminate on the basis of disability in any of its programs, Activities, or services. To request this information in an alternative format or to request a reasonable accommodation, please contact the TPU Director's Office at 253-502-8201. TTY or speech to speech users please dial 711 to connect to Washington Relay services.



**City of Tacoma
Public Utility Board
Study Session**

**March 26, 2025; 3:00 p.m.
Tacoma Public Utilities, LT1 (3rd Floor Conference Room)
(Directly Across Main Elevator)
3628 South 35th Street, Tacoma WA 98409**

**Join remotely: <https://us06web.zoom.us/j/81336402669>
or by dialing 253-215-8782 and entering meeting ID 813 3640 2669**

Call to Order

Roll Call

The Public Utility Board will hold a study session with staff to discuss the following:

Approximate Time	Topic	Presenter(s)
3:00 – 3:35	Tacoma Power: Tacoma Power Financing	Michelle Brown, Financial Planning Manager
3:40 – 4:10	Tacoma Water: Segale Cumberland Mine Update	Ryan Cox, Asst. Division Mgr; Dana Larsen, Customer & Financial Services Mgr
4:15	General Board Comments / Discussion and Director's Reports	
4:30	Executive Session to Review the Performance of a Public Employee [RCW 42.30.110(1)(g)]	

Adjournment

The Public Utility Board may enter into a closed or executive session at any time during an open public meeting as provided by law.

	<p>The City of Tacoma does not discriminate on the basis of disability in any of its programs, activities, or services. To request this information in an alternative format or to request a reasonable accommodation, please contact the TPU Director's Office at 253-502-8201 or utilityboard@cityoftacoma.org. TTY or speech to speech users please dial 711 to connect to Washington Relay services.</p>
--	---

Date	Meeting	Subject	Department	Background
March 25, 2025	Study Session (Hybrid Council Chambers / Dial-in 12:00 p.m.)	Center for Strategic Priorities Updates	Center for Strategic Priorities - Sonja Hallum, Jacques Colon, Kristen Lynett	Staff will provide an Update on the Center for Strategic Priorities including the OEHR 2024 End of Year Report, OEHR Framework, Climate Action Plan Revised Actions, and Community Safety Action Strategy Update
		2025 Budget Calendar and Revenue Strategy	Office of Management and Budget Reid Bennon	Staff from the office of Budget and Management will provide an update on the 2025 budget calendar and revenue strategy
		University of Washington Tacoma - Campus Master Plan Presentation	UWT - Sheila Edwards Lange, Joe Lawless, Sylvia James, Ben Mauk UW Seattle - Julie Blakeslee	UW Tacoma has engaged their campus and broader communities in the creation of an updated Campus Master Plan. Using the 2008 approved plan as a foundation, they have created a path forward for their campus that recognizes the current environment and is aspirational for UW Tacoma and for downtown Tacoma and look forward to sharing the draft of that plan.
		Closed Session - Labor Strategy		
April 1, 2025	Study Session (Hybrid Council Chambers / Dial-in 12:00 p.m.)	Cushman Substation Update	PDS, TPU & Consultants from OTAK	The consultant for the Cushman and Adams Substations Future Use Study will brief the PUB and Council on the results of the community engagement and present the draft final report and development scenarios. The project team will return at the next Joint Study Session for further direction from Council/PUB
		McKinley Annexation	Planning and Development Services Brian Boudet, Wesley Rhodes, Legal - Steve Victor	Notice of Intention to Commence Annexation. On February 21, 2025, the City Council received a notice of intention to commence annexation on behalf of property owners located at 8717, 8615, and 8801 McKinley Ave E. The City Council is required to conduct a public meeting with the applicant and make a determination as to whether or not to accept the application for annexation and to commence annexation proceedings. This study session will be a precursor to the public meeting, to provide the City Council with background information on the site, consistency with applicable state, regional, and countywide policies, and an assessment of the steps involved in processing an annexation request
		Community and Economic Development Draft 5-year Consolidated Plan	Community and Economic Development - Felicia Medlen, Neighborhood and Community Services - Jason McKenzie	
	City Council Meeting (hybrid Council Chambers /dial-in 5:00 PM)			
April 8, 2025	Study Session (Hybrid Council Chambers / Dial-in 12:00 p.m.)			
	City Council Meeting (hybrid Council Chambers /dial-in 5:00 PM)			
April 15, 2025	Study Session (Hybrid Council Chambers / Dial-in 12:00 p.m.)			
	City Council Meeting (hybrid Council Chambers /dial-in 5:00 PM)			
April 22, 2025	Study Session (Hybrid Council Chambers / Dial-in 12:00 p.m.)	Therapeutic Courts Updates	Tacoma Municipal Judges	More info to come
	City Council Meeting (hybrid Council Chambers /dial-in 5:00 PM)			

Community Vitality and Safety Committee			
Committee Members (Chair) Rumbaugh, (Vice Chair) Walker, Sadalge, and Scott Alternate: Diaz Executive Liaison: Katie Johnston; Coordinator: D'Angelo Baker		2nd and 4th Thursdays of the month 4:30pm Zoom and TMB 248	CBC Assignments • Commission on Disabilities • Commission on Immigrant and Refugee Affairs • Community's Police Advisory Committee • Housing Authority • Human Rights Commission • Human Services Commission • Public Library Board • Tacoma Community Redevelopment Authority
Date	Topic	Presenter(s)	Description
March 27, 2025	Community's Police Advisory Committee Annual Report	Ted Richardson, Strategic Initiatives Programs Coordinator, Center for Strategic Priorities	This annual report provides the CVS with an overview of the CBC's activities, accomplishments, and key initiatives over the past year. It highlights progress made toward goals and outlines priorities for the year ahead.
	Commission on Immigrant and Refugee Affairs Annual Report	Vicky McLaurin, Division Manager, Neighborhood & Community Services	This annual report provides the CVS with an overview of the CBC's activities, accomplishments, and key initiatives over the past year. It highlights progress made toward goals and outlines priorities for the year ahead.
	Consolidated Plan (Request for Action)	Felicia Medlen, Housing Division Manager, Community & Economic Development	The City of Tacoma is developing its 2025 Consolidated Plan, a five-year strategy to assess affordable housing and community development needs and guide investment decisions. Planning for the CDBG, HOME, and ESG programs began in February 2024 and will continue through May 2025, with opportunities for public participation. This is a part of a broader workplan in CVS.
April 10, 2025	Code Compliance Informational Briefing	DeJa Irving, Code Compliance Supervisor; Chris Seaman, PE, Building Official, Planning & Development Services	Planning and Development Services will be providing an update on the process of integrating the International Property Maintenance Code (IPMC) into the existing compliance framework, including information on the Uniform Enforcement Code, and alternative compliance options.
	Smart Policing Technology Informational Briefing	Karl Christopher, Assistant Chief, Tacoma Police Department	This informational briefing is to inform city about the gun detection technology. TPD will provide an update on their community outreach plan and follow up on next steps presented at Study Session on March 4th. Progress update on interanal policies related to Smart Policing technology.
April 24, 2025	Rental Housing Code/Landlord Fairness Code and Landlord Tenant Program Informational Briefing	Felicia Medlen, Housing Division Manager, Community & Economic Development	Informational briefing that offers an overview of the current state of the respective programs and codes.

Economic Development Committee

Economic Development Committee			
Committee Members (Chair) Daniels, (Vice Chair) Diaz, Bushnell, Scott Alternate: Rumbaugh; Executive Liaison: Carol Wolfe; Coordinator: Anna Le		2nd, 4th, and 5th Tuesdays of the month 10:00am Zoom and TMB 248	CBC Assignments • City Events and Recognition Committee • Equity in Contracting Advisory Committee • Convention Center Public Facilities District • Tacoma Arts Commission • Tacoma Creates Advisory Board
Date	Topic	Presenter(s)	Description
March 25, 2025	Economic Development Strategic Plan Work Session	Rebecca Solverson, Arts and Cultural Vitality Division Manager; Debbie Bingham, Business and Economic Development Program Manager, Community and Economic Development	The fifth strategic plan work session will focus on objective 5 of the Economic Development Strategic Plan: Promote Downtown Tacoma as the Center of Commerce.
April 8, 2025	Supporting Small Food and Beverage Business Owners	Dierdre Patterson, Business Financing Program Manager, Community and Economic Development	A panel discussion, including private sector and regulatory parties, regarding establishing a restaurant establishment in Tacoma.
April 22, 2025	Equity in Contracting 2024 Annual Report	Kacee Woods, Equity in Contracting and Workforce Programs Manager, Community and Economic Development	Staff will provide an update on the City's Equity in Contracting Program.
April 29, 2025	Tacoma Creates Reauthorization	Rebecca Solverson, Arts and Cultural Vitality Division Manager; Lisa Jaret, Tacoma Creates Program Manager, Community and Economic Development; Steve Victor, Chief Deputy City Attorney, City Attorney's Office	Staff will share proposed updates to Tacoma Creates in advance of reauthorization decision.

Government Performance and Finance Committee

Committee Members (Chair) Hines, (Vice Chair) Bushnell, Daniels, and Rumbaugh Alternate: Walker		1st and 3rd Tuesdays of the month 10:00am Zoom and TMB 248	CBC Assignments • Audit Advisory Board • Board of Ethics • Civil Service Board • Public Utility Board
Date	Topic	Presenter(s)	Description
April 1, 2025	Monthly Budget Update	Reid Bennion, Budget Officer, OMB	Staff from OMB will present on topics related to the current biennium budget, revenue collections and expenditures, and other issues related to budgeting.
	Tacoma Power Financing	TPU Staff	Staff from Power will be presenting on a proposed financing plan for refunding certain outstanding bonds as well as issuing new bonds.
April 15, 2025	Review of City Council Rules and Procedures	Chris Bacha, City Attorney	Related to community forum, public comment, consent agenda etc.

Infrastructure, Planning, and Sustainability Committee

Committee Members (Chair) Walker, (Vice Chair) Diaz, Hines, and Sadalge Alternate: Bushnell Executive Liaison: Ramiro Chavez; Coordinator: Anna Le		2nd and 4th Wednesdays of the month 4:30pm Zoom and TMB 248	CBC Assignments • Board of Building Appeals • Climate and Sustainability Commission • Landmarks Preservation Commission • Planning Commission • Transportation Commission • Urban Design Board
Date	Topic	Presenter(s)	Description
March 26, 2025	Permit Parking Only Zones	Eric Huseby, Assistant Division Manager, Public Works	In August 2024, City Council provided staff the authority to create and implement a new parking management tool—Permit Parking Only Zones. This presentation will focus on how this tool will be used as well providing an overview of the implementation strategy including community engagement expectations.
April 9, 2025	Climate and Sustainability Commission Interviews	Nicole Emery, City Clerk	The Committee will conduct interviews to fill four seats on the Commission for terms to begin May 1, 2025.
	Climate Action Plan Annual Update	Kristin Lynett, Sustainability Manager, Center for Strategic Priorities	Staff will update the Committee on the City's Climate Action Plan.
April 23, 2025	Automated Traffic Enforcement Expansion Update	Carrie Wilhelme, Principal Transportation Planner; Josh Diekmann, Transportation Division Manager, Public Works	Staff will provide an update on the expansion of automated enforcement, including a summary of discussions with the Automated Enforcement Task Force and next steps.
	Six-Year Transportation Improvement Plan Final Draft	Jennifer Kammerzell, Assistant Transportation Division Manager; Darius Thompson, Assistant Engineering Division Manager, Public Works	Public Works staff will present the final draft of the 2024 Amended and 2025-2031 Comprehensive Transportation Improvement Program. Staff will present the draft program recommending the Committee forward the final draft to the full City Council for review and comment.